

Student Financial Aid 2017-18

2016-17 Data

Institution: University of Missouri-Kansas City (178402)

User ID: 29C0011

Overview

IPEDS Student Financial Aid Component Overview
Public Academic Reporters

Welcome to the Student Financial Aid (SFA) component. The purpose of the SFA component is to collect information about financial aid provided to various groups of undergraduate students and military/veteran educational benefits for all students at your institution.

Changes to This Year's SFA Component

There were no changes implemented for the 2017-18 data collection period.

Data Reporting Reminders**Undergraduate Student Groups**

You will be asked to report information for different groups of students.

- **Group 1:** All undergraduate students
- **Group 2:** Of Group 1, full-time, first-time degree/certificate-seeking students
- **Group 3:** Of Group 2, students who paid the in-state/in-district tuition rate and were awarded any grant/scholarship aid from the federal government, state/local government, or the institution
- **Group 4:** Of Group 2, students who paid the in-state/in-district tuition rate and were awarded any Title IV federal student aid

**COA Revisions**

Revisions to Cost of Attendance used to calculate the net price of attendance can be made in this component.

Consult the instructions and screens to make sure you are reporting the correct aid amounts for the correct groups of students.

College Affordability and Transparency Lists

Net price amounts calculated in SFA will be used to populate the Department's College Affordability and Transparency lists.

Interactive Edits and Error Messages

SFA contains interactive edits that will check for blank fields, invalid values, or values that fall outside expected ranges. Some error messages will require you to confirm or explain the values that you entered. Some error messages are fatal and will require you to contact the IPEDS Help Desk at 1-877-225-2568 for resolution.

Context Boxes

You will find optional text boxes throughout SFA. Context boxes allow you to provide more information about the data you enter. Some of these context boxes may be made available to the public on College Navigator, so make sure that the information you enter can be understood easily by students, parents, and the general public.

Resources

To download the survey materials for this component: [Survey Materials](#)

To access your prior year data submission for this component: [Reported Data](#)


Institution: University of Missouri-Kansas City (178402)

User ID: 29C0011

Section 1: Part A**Part A - Establish Your Groups**

Part A establishes the number of students in various groups. Note that the numbers on this screen will be carried forward to other parts of the Student Financial Aid component.


In the fields below, report the number of students in each of the following groups.

		 Fall 2016	YOUR PRIOR YEAR DATA
			Fall 2015
01	Group 1 All <u>undergraduate</u> students	<input type="text" value="11,704"/>	11,243
02	Group 2 Of those in Group 1, those who are <u>full-time</u> , <u>first-time</u> degree/certificate-seeking	<input type="text" value="1,195"/>	1,021
02a	Of those in Group 2, those who were awarded any <u>Federal Work Study</u> , <u>loans to students</u> , or grant or scholarship aid from the federal government, state/local government, the institution, or other sources known to the institution	<input type="text" value="1,110"/>	933
02b	Of those in Group 2, those who were awarded any <u>loans to students</u> or grant or scholarship aid from the federal government, state/local government, or the institution	<input type="text" value="1,077"/>	901
03	Group 3 Of those in Group 2, those paid the in-state or in-district tuition rate and who were awarded grant or scholarship aid from the federal government, state/local government, or the institution	<input type="text" value="898"/>	740
04	Group 4 Of those in Group 2, those paid the in-state or in-district tuition rate and who were awarded any <u>Title IV federal student aid</u>	<input type="text" value="721"/>	608




Section 1: Part C, Page 2

Part C includes financial aid information about Group 2. Group 2 students are all full-time, first-time degree/certificate-seeking undergraduate students enrolled in Fall 2016.

01	Grants or scholarships from the federal government, state/local government, or the institution		1,009	84	6,966,492	6,904
02	<u>Federal grants</u>		459	38	2,077,860	4,527
	02a	<u>Pell Grants</u>	458	38	2,041,884	4,458
	02b	<u>Other federal grants</u>	24	2	35,976	1,499
03	<u>State/local government grants or scholarships (grants/scholarships/waivers)</u>		403	34	931,591	2,312
04	<u>Institutional grants or scholarships (scholarships/fellowships)</u>		849	71	3,957,041	4,661
05	<u>Loans to students</u>		633	53	4,138,368	6,538
	05a	Federal loans	627	52	3,708,931	5,915
	05b	Other loans (including private loans)	42	4	429,437	10,225
						
Non-applicable						
<div style="border: 1px solid black; height: 80px; width: 100%;"></div>						

	government, or the institution awarded to Group 3 students			

 The notes below provide context for the data you've reported above and may be posted on the College Navigator website. Choose one option that best explains your data or choose "Non-applicable" if you do not wish to provide context notes. If none of the options provided explains your institution's data, then choose "Other" and write your own context notes. Notes should be written to be understood by students and parents. For example, institutions may report here other sources of private aid not included in the categories listed.

Vertical line on the left side of the page.

					⚠

Institution: University of Missouri-Kansas City (178402)


User ID: 29C0011

Section 1: Part F

The following net price calculation is based on information that your institution reported in the Institutional Characteristics component and the Student Financial Aid component. For more information about the data your institution reported in the Institutional Characteristics component, please contact your institution's IPEDS Keyholder.

		YOUR PRIOR YEAR DATA 2014-15	YOUR PRIOR YEAR DATA 2015-16	2016-17
Components of cost of attendance				
01	Published <u>tuition</u> and <u>required fees</u> (lower of in-district or in-state)	7,774	7,837	7,846
02	<u>Books and supplies</u>	884	1,180	980
03	<u>Room and board and other expenses</u> by living arrangement			
	03a <u>On-campus</u>	14,030	14,654	14,634
	03b <u>Off-campus (with family)</u>	5,202	5,364	5,434
	03c <u>Off-campus (not with family)</u>	14,694	14,766	14,950
04	Number of Group 3 students by living arrangement			
	04a <u>On-campus</u>	473	463	543
	04b <u>Off-campus (with family)</u>	158	170	229
	04c <u>Off-campus (not with family)</u>	79	69	83
	04d Unknown	37	38	43
05	Weighted average for room and board and other expenses by living arrangement (excluding unknown values) See instructions for the formula for this calculation	12,139	12,415	12,201
06	Total cost of attendance This value is calculated using the following formula: [F01+F02+F05]	20,797	21,432	21,027
07	Average amount of grant or scholarship aid awarded to Group 3 students from the following sources: the federal government, state/local government, and the institution	6,600	6,064	6,163
08	Average institutional <u>net price</u> for Group 3 students This value is calculated using the following formula: [F06-F07]	14,197	15,368	14,864

As required by the Higher Education Opportunity Act of 2008, these amounts will be posted on the U.S. Department of Education's College Navigator website and used in the U.S. Department of Education's College Affordability and Transparency Lists.

 The notes below provide context for the data you've reported above and may be posted on the College Navigator website. Choose one option that best explains your data or choose "Non-applicable" if you do not wish to provide context notes. If none of the options provided explains your institution's data, then choose "Other" and write your own context notes. Notes should be written to be understood by students and parents. For example, institutions may report here other sources of private aid not included in the categories listed.


Net Price is an average value. Tuition and costs vary by program. Financial aid will vary by student need.

--

Section 1: Part G

The following net price calculation is based on information that your institution reported in the Institutional Characteristics component and the Student Financial Aid component. For more information about the data your institution reported in the Institutional Characteristics component, please contact your institution's IPEDS Keyholder.

		YOUR PRIOR YEAR DATA 2014-15	YOUR PRIOR YEAR DATA 2015-16	2016-17
Components of cost of attendance				
01	Published <u>tuition</u> and <u>required fees</u> (lower of in-district or in-state)	7,774	7,837	7,846
02	<u>Books and supplies</u>	884	1,180	980
03	<u>Room and board</u> and <u>other expenses</u> by living arrangement			
	03a <u>On-campus</u>	14,030	14,654	14,634
	03b <u>Off-campus (with family)</u>	5,202	5,364	5,434
	03c <u>Off-campus (not with family)</u>	14,694	14,766	14,950
04	Number of Group 4 students by living arrangement			
	04a <u>On-campus</u>	398	403	458
	04b <u>Off-campus (with family)</u>	127	138	186
	04c <u>Off-campus (not with family)</u>	81	67	77
	04d Unknown	0	0	0
05	Weighted average for room and board and other expenses by living arrangement (excluding unknown values) See instructions for the formula for this calculation	12,269	12,558	12,294
06	Total cost of attendance by income level This value is calculated using the following formula: [G01+G02+G05]	20,927	21,575	21,120
07	Average amount of grant or scholarship aid awarded to Group 4 students from the following sources: the federal government, state/local government, and the institution	6,509	5,811	6,223
	07a \$0-30,000	9,223	8,032	8,764
	07b \$30,001-48,000	8,264	7,407	8,328
	07c \$48,001-75,000	6,004	6,155	5,934
	07d \$75,001-110,000	3,143	3,292	3,486
	07e \$110,001 and more	2,587	2,938	3,134
08	Average institutional <u>net price</u> for Group 4 students This value is calculated using the following formula: [G06-G07]			
	08a \$0-30,000	11,704	13,543	12,356
	08b \$30,001-48,000	12,663	14,168	12,792
	08c \$48,001-75,000	14,923	15,420	15,186
	08d \$75,001-110,000	17,784	18,283	17,634
	08e \$110,001 and more	18,340	18,637	17,986

 The notes below provide context for the data you've reported above and may be posted on the College Navigator website. Choose one option that best explains your data or choose "Non-applicable" if you do not wish to provide context notes. If none of the options provided explains your institution's data, then choose "Other" and write your own context notes. Notes should be written to be understood by students and parents. For example, institutions may report here other sources of private aid not included in the categories listed.

Net Price is an average value. Tuition and costs vary by program. Financial aid will vary by student need.

Institution: University of Missouri-Kansas City (178402)

User ID: 29C0011

Prepared by

The name of the preparer is being collected so that we can follow up with the appropriate person in the event that there are questions concerning the data. The Keyholder will be copied on all email correspondence to other preparers.

The time it took to prepare this component is being collected so that we can continue to improve our estimate of the reporting burden associated with IPEDS. Please include in your estimate the time it took for you to review instructions, query and search data sources, complete and review the component, and submit the data through the Data Collection System.

Thank you for your assistance.

This survey component was prepared by:

<input checked="" type="radio"/>	Keyholder	<input type="radio"/>	SFA Contact	--	HR Contact
<input type="radio"/>	Finance Contact	<input type="radio"/>	Academic Library Contact	--	Other
Name:	<input type="text" value="Randy Sade"/>				
Email:	<input type="text" value="SadeR@umsystem.edu"/>				

How many staff from your institution only were involved in the data collection and reporting process of this survey component?

<input type="text" value="4.00"/>	Number of Staff (including yourself)
-----------------------------------	--------------------------------------

How many hours did you and others from your institution only spend on each of the steps below when responding to this survey component?

Exclude the hours spent collecting data for state and other reporting purposes.

Staff member	Collecting Data Needed		Revising Data to Match IPEDS Requirements		Entering Data		Revising and Locking Data	
	<input type="text"/>	hours	<input type="text"/>	hours	<input type="text"/>	hours	<input type="text"/>	hours
Your office	<input type="text" value="5.50"/>	hours	<input type="text" value="0.00"/>	hours	<input type="text" value="1.00"/>	hours	<input type="text" value="2.75"/>	hours
Other offices	<input type="text" value="16.50"/>	hours	<input type="text" value="0.00"/>	hours	<input type="text" value="1.50"/>	hours	<input type="text" value="3.50"/>	hours

	Number of students receiving benefits/assistance	Total dollar amount of benefits/assistance awarded through the institution
Post-9/11 GI Bill Benefits		
Undergraduate students	176	\$806,953
Graduate students	47	\$341,648
Total	223	\$1,148,601
Department of Defense Tuition Assistance Program		
Undergraduate students	10	\$24,171
Graduate students	12	\$30,285
Total	22	\$54,456

Institution: University of Missouri-Kansas City (178402)
Edit Report

User ID: 29C0011

[Student Financial Aid](#)