

Overview

Institutional Characteristics Overview

Welcome to the Institutional Characteristics (IC) component. This component collects important information about your institution's mission, admissions, student services, and student charges.

Much of the data reported on IC appear on College Navigator, a college search service for students. **Please report data correctly, as College Navigator is only updated one time after IC data have been reviewed, so errors may stay on the website for a full year.**

Additionally, the cost of attendance data are used to calculate the net price of attendance in the Student Financial Aid component. This has important implications for what students see about your institution, and also for the College Affordability and Transparency lists.

Remember, **it is the responsibility of the keyholder to provide NCES with accurate data about the institution.** Please never hesitate to call the IPEDS Help Desk and ask for help to make sure that you are reporting correctly!

Changes to This Year's Institutional Characteristics Component:

There is a new question that asks at what levels your institution offers distance education: undergraduate, graduate, or no distance education offered. 4.9(u) on 5 i2(i) 2f(1) #5385 (the definition of distance education

Part A - Mission Statement

1. Provide the institution's mission statement or a web address (URL) where the mission statement can be found. Typed statements are limited to 2,000 characters or less. The mission statement will be available to the public on College Navigator.


Mission Statement URL:	

Part B - Admissions and Estimated Enrollment

1. Does your institution have an open admission policy for all or most entering first-time degree/certificate-seeking undergraduate-level students?

If the only requirement for admission is a high school diploma or GED/other equivalent, your institution is still considered open admission. Institutions that require only an Ability to Benefit or similar test beyond the diploma/equivalent, and only reject a very small number of students based on the test, are also considered open admission.

If your institution does not have an open admission policy, you will be expected to answer additional questions (B2, B3, and B4) regarding your admissions procedures and admissions yield.

<input type="radio"/>	Yes
<input type="radio"/>	No
	

Part B - Admission Requirements and Services - Admission Considerations

Empty text area for admission considerations.

Part B - Admission Requirements and Services - Selection Process



Part B - Estimated Fall Enrollment

--	--	--

--	--	--

Part C - Student Services - Special Learning Opportunities

Part C - Student Services - Distance Opportunities

4. Which of the following selected student services are offered by your institution? [Check all that apply]

<input checked="" type="checkbox"/>	<u>Remedial services</u>
<input checked="" type="checkbox"/>	Academic/career <u>counseling services</u>
<input checked="" type="checkbox"/>	<u>Employment services for current students</u>
<input checked="" type="checkbox"/>	<u>Placement services for program completers</u>
<input checked="" type="checkbox"/>	On-campus <u>day care</u> for children of students
<input type="checkbox"/>	None of the above

5. Does your institution have its own library or are you financially supporting a shared library with another postsecondary education institution?

<input checked="" type="radio"/>	Have our own library
<input type="radio"/>	Do not have our own library but contribute financial support to a shared library
<input type="radio"/>	Neither of the above

6. Indicate whether or not any of the following alternative tuition plans are offered by your institution.

<input type="radio"/>	No
<input checked="" type="radio"/>	Yes
<input type="checkbox"/>	<u>Tuition guarantee</u>
<input type="checkbox"/>	<u>Prepaid tuition plan</u>
<input checked="" type="checkbox"/>	<u>Tuition payment plan</u>
<input type="checkbox"/>	Other (specify in box below)



7. Please indicate at what level(s) your institution offers distance education opportunities (courses and/or


Institution: University of Missouri-Kansas City (178402)

User ID: 29C0011

Part C - Disability Service

Please indicate the percentage of all undergraduates enrolled during fall 2011 who were formally registered as students with disabilities with the institution's office of disability services (or the equivalent office).

<input type="radio"/>	 3 percent or less	
<input type="radio"/>	 More than 3 percent:	<input type="text"/> %

 You may use the space below to provide context for the data you've reported above. These context notes will be posted on the College Navigator website, and should be written to be understood by students and parents.

Institution: University of Missouri-Kansas City (178402)

User ID: 29C0011

Part D - Student Charges Questions**1. Are all full-time, first-time degree/certificate-seeking students required to live on campus or in institutionally -controlled housing?**

If you answer **Yes** to this question, you will not be asked to report off-campus room and board in the price of attendance (D11).

This is only a screening question, and your response does not show up on College Navigator.

If you make any exceptions to this rule, and have even one first-time, full-time student living off-campus, please answer **No** so that this does not cause conflicts with the Student Financial Aid survey. Making changes to the SFA component is very difficult and may lead to inaccurate reporting for your institution.

<input checked="" type="radio"/>	No
<input type="radio"/>	Yes, and we do not make ANY (even one) exceptions to this rule

2. Does your institution charge different tuition for in-district, in-state, or out-of-state students?

If you answer **Yes** to this question, you will be expected to report tuition amounts for in-district, in-state, and out-of-state students.

Please only select **Yes** if you really charge different tuition rates, or you will be reporting the same numbers 3 times.

<input type="radio"/>	No
<input checked="" type="radio"/>	Yes

3. Does your institution offer institutionally-controlled housing (either on or off campus)?

If you answer **Yes** to this question, you will be expected to specify a housing capacity, and to report a room charge or a combined room and board charge (D10).

<input type="radio"/>	No
<input checked="" type="radio"/>	Yes
Specify <u>housing capacity</u> for academic year 2012-13	
	<input type="text" value="1,399"/>

4. Do you offer board or meal plans to your students?

If you answer **Yes** to this question, you will be expected to report a board charge or combined room and board charge (D10).

<input type="radio"/>	No
<input checked="" type="radio"/>	Yes - Enter the number of meals per week in the maximum meal plan available
	<input type="text" value="15"/>
<input type="radio"/>	Yes - Number of meals per week can vary (e.g., students' charge meals against a meal card)

Part D - Graduate Student Charges

If the institution charges an application fee, indicate the amount.

	Amount	Prior year
<u>Graduate application fee</u>	35	35


*Please do not include tuition for Doctor's Degree – Professional Practice programs.
Data for those programs are collected separately.*

7. Charges to full-time graduate students for the full academic year 2012-13

	<u>In-district</u>	Prior year	<u>In-state</u>	Prior year	<u>Out-of-state</u>	Prior year
Ave						






Part D - Student Charges - Room and Board

Part D - Student Charges - Price of Attendance

 You may use the space below to provide context for the data you've reported above. These context notes will be posted on the College Navigator website, and should be written to be understood by students and parents.

Part E - Athletic Association

Prepared by

This survey component was prepared by:										
	Keyholder		SFA Contact		HR Contact		Finance Contact		Other	
Name:	<input type="text" value="Randy Sade"/>									
Email:	<input type="text" value="SadeR@umsystem.edu"/>									
How long did it take to prepare this survey component?										
				<input type="text" value="21"/>	hours	<input type="text" value="0"/>	minutes			
<p>The name of the preparer is being collected so that we can follow up with the appropriate person in the event that there are questions concerning the data. The Keyholder will be copied on all email correspondence to other preparers.</p> <p>The time it took to prepare this component is being collected so that we can continue to improve our estimate of the reporting burden associated with IPEDS. Please include in your estimate the time it took for you to review instructions,</p>										

Summary**Institutional Characteristics Component Summary
Academic Year Reporters**

IPEDS collects important information regarding your institution. All data reported in IPEDS survey components become available in the IPEDS Data Center and appear as aggregated data in various Department of Education reports. Additionally, some of the reported data appears specifically for your institution through the College Navigator website and is included in your institution's Data Feedback Report (DFR). The purpose of this summary is to provide you an opportunity to view some of the data that, when accepted through the IPEDS quality control process, will appear on the College Navigator website and/or your DFR. College Navigator is updated approximately three months after the data collection period closes and Data Feedback Reports will be available through the ExPT and sent to your institution's CEO in November 2013.

Please review your data for accuracy. If you have questions about the data displayed below after reviewing the data reported on the survey screens, please contact the IPEDS Help Desk at: 1-877-225-2568 or ipedshelp@rti.org.

GENERAL INFORMATION

Mission Statement	http://www.umkc.edu/chancellor/mission-vision.cfm
Are all the programs at your institution offered completely via distance education?	No
Special Learning Opportunities	ROTC (Army) Study abroad Weekend/evening college Teacher certification (below the postsecondary level)
Student Services	Remedial services Academic/career counseling services Employment services for current students Placement services for program completers On-campus day care for children of students
Credit Accepted	Dual credit (college credit earned while in high school) Credit for life experiences Advanced placement (AP) credits
Undergraduate students enrolled who are formally registered with office of disability services	

Average graduate student tuition and fees for academic year 2012-13		Tuition	Fees
	In-district	\$5,972	\$963
	In-state	\$5,972	\$963
	Out-of-state	\$15,417	\$963
Alternative tuition plans		Tuition payment plan	

Edit Report

Institutional Characteristics

--	--	--	--	--

--	--	--	--	--

--	--	--	--	--

--	--	--	--	--

--	--	--	--	--

--	--	--	--	--

--	--	--	--	--

