

Overview

Institutional Characteristics Overview

Welcome to the Institutional Characteristics (IC) component. This component collects important information about your institution's mission, admissions, student services, and student charges.

Much of the data reported on IC appear on College Navigator. **Please report data correctly, as College Navigator is only updated one time after IC data have been reviewed, so errors may stay on the website for a full year.**

Additionally, the cost of attendance data are used to calculate the net price of attendance in the Student Financial Aid component. This has important implications for what students see about your institution, and also for the College Affordability and Transparency lists.


Remember,



Part A - Mission Statement


Part B - Admissions and Estimated Enrollment

1. Does your institution have an open admission policy for all or most entering first-time degree/certificate-seeking undergraduate-level students?

If the only requirement for admission is a high school diploma or GED/other equivalent, your institution is still considered open admission. Institutions that require only an Ability to Benefit or similar test beyond the diploma/equivalent, and only reject a very small number of students based on the test, are also considered open admission.

 If your institution does not have an open admission policy, you will be expected to answer additional questions (B2, B3, and B4) regarding your admissions procedures and admissions yield.

<input type="radio"/>		Yes
<input type="radio"/>		No

 **You may use the space below to provide context for the data you've reported above. These context notes will be posted on the College Navigator website, and should be written to be understood by students and parents.**

Institution: University of Missouri-St Louis (178420)

User ID: 29C0011

Part B - Admission Requirements and Services - Admission Considerations

2. Please select the option that best describes how your institution uses any of the following data in its undergraduate selection process.

Admission Considerations	Required	Recommended	Neither Required nor Recommended	Don't Know
Secondary school GPA	<input checked="" type="radio"/>	<input type="radio"/>	<input type="radio"/>	<input type="radio"/>
Secondary school rank	<input checked="" type="radio"/>	<input type="radio"/>	<input type="radio"/>	<input type="radio"/>
Secondary school record	<input checked="" type="radio"/>	<input type="radio"/>	<input type="radio"/>	<input type="radio"/>
Completion of college-preparatory program	<input checked="" type="radio"/>	<input type="radio"/>	<input type="radio"/>	<input type="radio"/>
Recommendations	<input type="radio"/>	<input type="radio"/>	<input checked="" type="radio"/>	<input type="radio"/>
Formal demonstration of competencies (e.g., portfolios, certificates of mastery, assessment instruments)	<input type="radio"/>	<input type="radio"/>	<input checked="" type="radio"/>	<input type="radio"/>
<u>Admission test scores</u>				
<u>SAT / ACT</u>	<input checked="" type="radio"/>	<input type="radio"/>	<input type="radio"/>	<input type="radio"/>
Other Test (ABT, Wonderlic, WISC-III, etc.) Note: If this is the only requirement other than a diploma or equivalent, and few students are not admitted due to this test, please return to question 1 and indicate that your institution is open admission.	<input type="radio"/>	<input type="radio"/>	<input checked="" type="radio"/>	<input type="radio"/>
<u>TOEFL</u> (Test of English as a Foreign Language)	<input checked="" type="radio"/>	<input type="radio"/>	<input type="radio"/>	<input type="radio"/>



Part C - Student Services - Special Learning Opportunities

Part C - Student Services - Distance Opportunities

4. Which of the following selected student services are offered by your institution? [Check all that apply]

<input type="checkbox"/>	Remedial services
<input checked="" type="checkbox"/>	Academic/career <u>counseling services</u>
<input checked="" type="checkbox"/>	<u>Employment services for current students</u>
<input checked="" type="checkbox"/>	<u>Placement services for program completers</u>
<input checked="" type="checkbox"/>	On-campus <u>day care</u> for children of students
<input type="checkbox"/>	None of the above

5. Does your institution have its own library or are you financially supporting a shared library with another postsecondary education institution?

<input checked="" type="radio"/>	Have our own library
<input type="radio"/>	Do not have our own library but contribute financial support to a shared library
<input type="radio"/>	Neither of the above

6. Indicate whether or not any of the following alternative tuition plans are offered by your institution.

<input type="radio"/>	No
<input checked="" type="radio"/>	Yes
<input type="checkbox"/>	<u>Tuition guarantee</u>
<input type="checkbox"/>	<u>Prepaid tuition plan</u>
<input checked="" type="checkbox"/>	<u>Tuition payment plan</u>
<input type="checkbox"/>	Other (specify in box below)

7. Please indicate at what level(s) your institution offers distance education opportunities (courses and/or programs).

<input checked="" type="checkbox"/>	Undergraduate
<input checked="" type="checkbox"/>	Graduate

Part D - Student Charges Questions

--

Part D - Undergraduate Student Charges

Charge Code	Description	Amount
-------------	-------------	--------

Part D - Graduate Student Charges

If the institution charges an application fee, indicate the amount.

	Amount	Prior year
<u>Graduate application fee</u>	<input type="text" value="35"/>	35

Institution: University of Missouri-St Louis (178420)

User ID: 29C0011


Part D - Student Charges - Room and Board**10. What are the typical room and board charges for a student for the full academic year 2013-14?***If your institution offers room or board at no charge to students, enter zero.**If you report room and board separately, leave the combined charge blank. If you report a combined charge, leave the room and board charges blank.*

<u>Room</u> and <u>board charges</u>	Amount	Prior year
Room charge (Double occupancy)	5,200	5,200
Board charge (Maximum plan)	3,630	3,490
Combined room and board charge (Answer only if you CANNOT separate room and board charges.)	NA	

Part D - Student Charges - Price of Attendance

Off-campus (with family):

<u>Other expenses</u>	9,390	9,444	6,248	6,636	
-----------------------	--------------	--------------	--------------	-------	--

 You may use the space below to provide context for the data you've reported above. These context notes will be posted on the College Navigator website, and should be written to be understood by students and parents.

Institution: University of Missouri-St Louis (178420)

User ID: 29C0011

Part E - Athletic Association

1. Is this institution a member of a national athletic association?

<input type="radio"/>	No
<input checked="" type="radio"/>	Yes - Check all that apply
<input checked="" type="checkbox"/>	National Collegiate Athletic Association (NCAA)
<input type="checkbox"/>	National Association of Intercollegiate Athletics (NAIA)
<input type="checkbox"/>	National Junior College Athletic Association (NJCAA)
<input type="checkbox"/>	United States Collegiate Athletic Association (USCAA)
<input type="checkbox"/>	National Christian College Athletic Association (NCCAA)
<input type="checkbox"/>	Other

2. If this institution is a member of the NCAA or NAIA, specify the conference FOR EACH SPORT using the pull down menu.

Sport	NCAA or NAIA member		Conference
Football	<input checked="" type="radio"/> No	<input type="radio"/> Yes-Specify	Select One
Basketball	<input type="radio"/> No	<input checked="" type="radio"/> Yes-Specify	Great Lakes Valley Conference
Baseball	<input type="radio"/> No	<input checked="" type="radio"/> Yes-Specify	Great Lakes Valley Conference
Cross country and/or track	<input checked="" type="radio"/> No	<input type="radio"/> Yes-Specify	Select One

Summary

**Institutional Characteristics Component Summary
Academic Year Reporters**

IPEDS collects important information regarding your institution. All data reported in IPEDS survey components become available in the IPEDS Data Center and appear as aggregated data in various Department of Education reports. Additionally, some of the reported data appears specifically for your institution through the College Navigator website and is included in your institution’s Data Feedback Report (DFR). The purpose of this summary is to provide you an opportunity to view some of the data that, when accepted through the IPEDS quality control process, will appear on the College Navigator website and/or your DFR. College Navigator is updated approximately three months after the data collection period closes and Data Feedback Reports will be available through the [Data Center](#) and sent to your institution’s CEO in November 2014.

Please review your data for accuracy. If you have questions about the data displayed below after reviewing the data reported on the survey screens, please contact the IPEDS Help Desk at: 1-877-225-2568 or ipedshelp@rti.org.

GENERAL INFORMATION	
Mission Statement	http://www.umsl.edu/services/academic/strategic-plan/vision-mission.html
Are all the programs at your institution offered completely via distance education?	No

Institutional Characteristics

University of Missouri-St Louis (178420)

Source	Description	Severity	Resolved	Options
--------	-------------	----------	----------	---------

Screen: Selection Process

Screen Entry	The number of enrolled first-time, degree/certificate seeking students that submitted test scores should be greater than or equal to the total number of first-time, degree/certificate seeking students enrolled (full-time + part-time). Please correct your data or explain. (Error #11232)	Explanation	Yes	
Reason:	The SAT is not the primary test used for entrance into the University of Missouri, the ACT is. The low number of SAT represents students who come from outside of the Midwest region.			
Screen Entry	You reported the number of students who submitted SAT scores, but did not enter any percentile scores. Please correct your data or explain. (Error #11172)	Explanation	Yes	
Reason:	SAT Critical Reading scores are not available.			
Screen Entry	You reported the number of students who submitted SAT scores, but did not enter any percentile scores. Please correct your data or explain. (Error #11172)	Explanation	Yes	
Reason:	SAT Critical Reading scores are not available.			
Screen Entry	You reported the number of students who submitted SAT scores, but did not enter any percentile scores. Please correct your data or explain. (Error #11172)	Explanation	Yes	
Reason:	SAT Writing scores are not available.			
Screen Entry	You reported the number of students who submitted SAT scores, but did not enter any percentile scores. Please correct your data or explain. (Error #11172)	Explanation	Yes	
Reason:	SAT Writing scores are not available.			
Screen Entry	You reported the number of students who submitted ACT scores but did not enter any percentile scores. Please correct your data or explain. (Error #11173)	Explanation	Yes	
Reason:	ACT Writing scores are not available.			
Screen Entry	You reported the number of students who submitted ACT scores but did not enter any percentile scores. Please correct your data or explain. (Error #11173)	Explanation	Yes	
Reason:	ACT Writing scores are not available.			

Screen: Enrollment

Screen Entry	The number entered is outside the expected range of within 30% of the number rep6(o).5() or explain. (Error #1-.0014 TdvrYet(A)0(C)4o(4)-4.6(e)p87.3(daf9(pl)-5.4(an)-7.2(ati)-5.4(o)(O7d(-.0014(o)3ei)-6(s,-)7.5(bu)-6.6(t di)-4.8(d)-7.3(no)-6.6(t))J0 -1.1168			

Screen Entry	This value is expected to be within 20% of the prior year amount. Please correct your data or explain. (Error #11110)	Explanation	Yes	
Reason:	Starting this year, separate tuition & fees are now combined together as one tuition rate.			

Screen: Price of Attendance

Screen Entry	This value is expected to be within 40% of the prior year amount. Please correct your data or explain. (Error #11304)	Explanation	Yes	
Reason:	Starting this year, separate tuition & fees are now combined together as one tuition rate.			
Screen Entry	This value is expected to be within 40% of the prior year amount. Please correct your data or explain. (Error #11304)	Explanation	Yes	
Reason:	Starting this year, separate tuition & fees are now combined together as one tuition rate.			
Screen Entry	This value is expected to be within 40% of the prior year amount. Please correct your data or explain. (Error #11304)	Explanation	Yes	
				Screen Entry