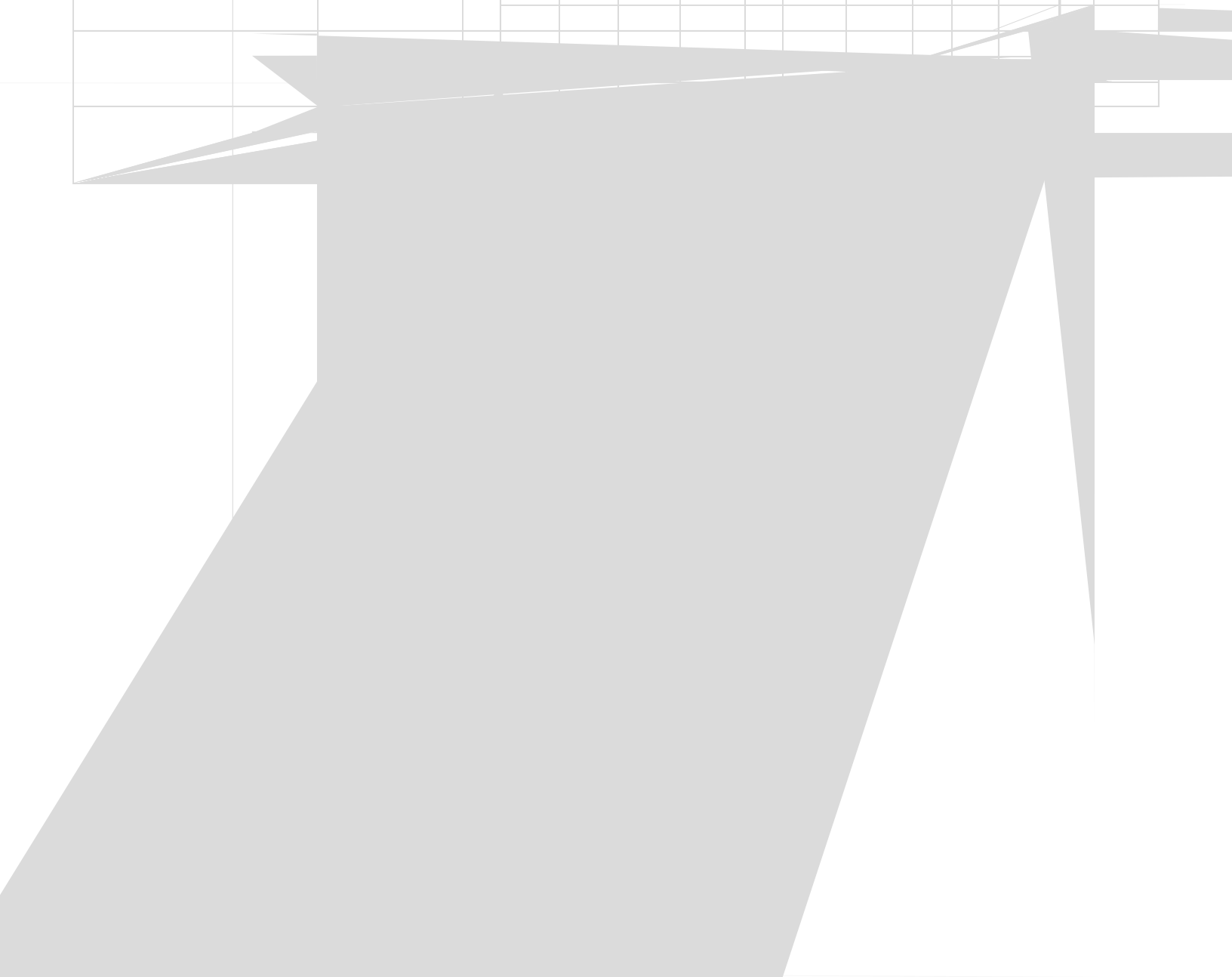



2019-20 Data



Institution: University of Missouri-Kansas City (178402)

User ID: 29C0011

Awards Conferred Summary Report -- Grand Totals

Completions: Total by First Major

99.0000 Summary Grand Totals	Award Level	Nonresident alien	Hispanic Latino	American Indian or Alaska Native	Asian	Black or African American	Native Hawaiian or Other Pacific Islander	White	Two or more Races	Race/ethnicity unknown	Total	PY Total
Awards of 300-899 clock hours...	1b											
Men		0	4	0	0	0	0	3	1	0	8	0
Women		0	2	0	0	0	0	4	1	0	7	0
Total		0	6	0	0	0	0	7	2	0	15	0
Awards of at least 900 but less than 1,800 clock hours...	2											
Men		0	0	0	0	2	0	4	0	1	7	0
Women		0	0	0	0	1	0	1	0	0	2	0
Total		0	0	0	0	3	0	5	0	1	9	0
Bachelor's degree	5											
Men		62	67	6	75	64	1	466	33	45	819	767
Women		28	100	0	111	135	4	613	47	46	1,084	1,011
Total		90	167	6	186	199	5	1,079	80	91	1,903	1,778
Postbaccalaureate certificates	6											
Men		0	1	0	0	0	0	0	0	0	1	0
Women		0	0	0	0	0	0	0	0	0	0	0
Total		0	1	0	0	0	0	0	0	0	1	0
Master's degree	7											
Men		136	14	2	17	26	0	172	6	30	403	425
Women		86	14	0	18	40	1	303	11	16	489	434
Total		222	28	2	35	66	1	475	17	46	892	859
Post-Master's certificates	8											
Men		5	0	0	2	4	0	12	0	2	25	27
Women		4	0	0	5	3	0	34	4	1	51	61
Total		9	0	0	7	7	0	46	4	3	76	88
Doctor's degree - research / scholarship	17											
Men		13	2	0	1	0	0	21	0	4	41	57
Women		8	4	1	5	7	0	60	3	9	97	78

Institution: University of Missouri-Kansas City (178402)

User ID: 29C0011

Awards of 300-899
clock hours ...

Completers by Level

- Postsecondary awards, certificates, or diplomas of
- 300-899 clock hours, or
- 9-29 semester or trimester credit hours, or
- 13-44 quarter credit hours

Number of students by gender, by race and ethnicity, and by age earning this award between July 1, 2019 and June 30, 2020. Each student should be counted once per award level. For example, if a student earned a master's degree and a doctor's degree, he/she should be counted once in master's and once in doctor's. A student earning two master's degrees should be counted only once.

- Report Hispanic/Latino individuals of any race as Hispanic/Latino
- Report race for non-Hispanic/Latino individuals only

By Gender

	Number of Students	Total Awards
Men	<input type="text" value="8"/>	8
Women	<input type="text" value="7"/>	7
TOTAL	15	15
PY TOTAL		

By Race/Ethnicity

	Number of Students	Total Awards
<u>Nonresident alien</u>	<input type="text" value="0"/>	0
<u>Hispanic/Latino</u>	<input type="text" value="6"/>	6
<u>American Indian or Alaska Native</u>	<input type="text" value="0"/>	0
<u>Asian</u>	<input type="text" value="0"/>	0
<u>Black or African American</u>	<input type="text" value="0"/>	0
<u>Native Hawaiian or Other Pacific Islander</u>	<input type="text" value="0"/>	0
<u>White</u>	<input type="text" value="7"/>	7
Two or more races	<input type="text" value="2"/>	2
<u>Race and ethnicity unknown</u>	<input type="text" value="0"/>	0
TOTAL	15	15

i By Age

	Number of Students	Total Awards
Under 18	<input type="text" value="0"/>	
18-24	<input type="text" value="10"/>	
25-39	<input type="text" value="5"/>	
40 and Above	<input type="text" value="0"/>	
Age Unknown	<input type="text" value="0"/>	
TOTAL	15	15

Institution: University of Missouri-Kansas City (178402)

User ID: 29C0011

Awards of 900 or more
clock hours ...

Completers by Level

- Postsecondary awards, certificates, or diplomas of
- 900 or more clock hours, or
- 30 or more semester or trimester credit hours, or
- 45 or more quarter credit hours

Number of students by gender, by race and ethnicity, and by age earning this award between July 1, 2019 and June 30, 2020. Each student should be counted once per award level. For example, if a student earned a master's degree and a doctor's degree, he/she should be counted once in master's and once in doctor's. A student earning two master's degrees should be counted only once.

- Report Hispanic/Latino individuals of any race as Hispanic/Latino
- Report race for non-Hispanic/Latino individuals only

By Gender

	Number of Students	Total Awards
Men	<input type="text" value="7"/>	7
Women	<input type="text" value="2"/>	2
TOTAL	9	9
PY TOTAL		

By Race/Ethnicity

	Number of Students	Total Awards
<u>Nonresident alien</u>	<input type="text" value="0"/>	0
<u>Hispanic/Latino</u>	<input type="text" value="0"/>	0
<u>American Indian or Alaska Native</u>	<input type="text" value="0"/>	0
<u>Asian</u>	<input type="text" value="0"/>	0
<u>Black or African American</u>	<input type="text" value="3"/>	3
<u>Native Hawaiian or Other Pacific Islander</u>	<input type="text" value="0"/>	0
<u>White</u>	<input type="text" value="5"/>	5
Two or more races	<input type="text" value="0"/>	0
<u>Race and ethnicity unknown</u>	<input type="text" value="1"/>	1
TOTAL	9	9

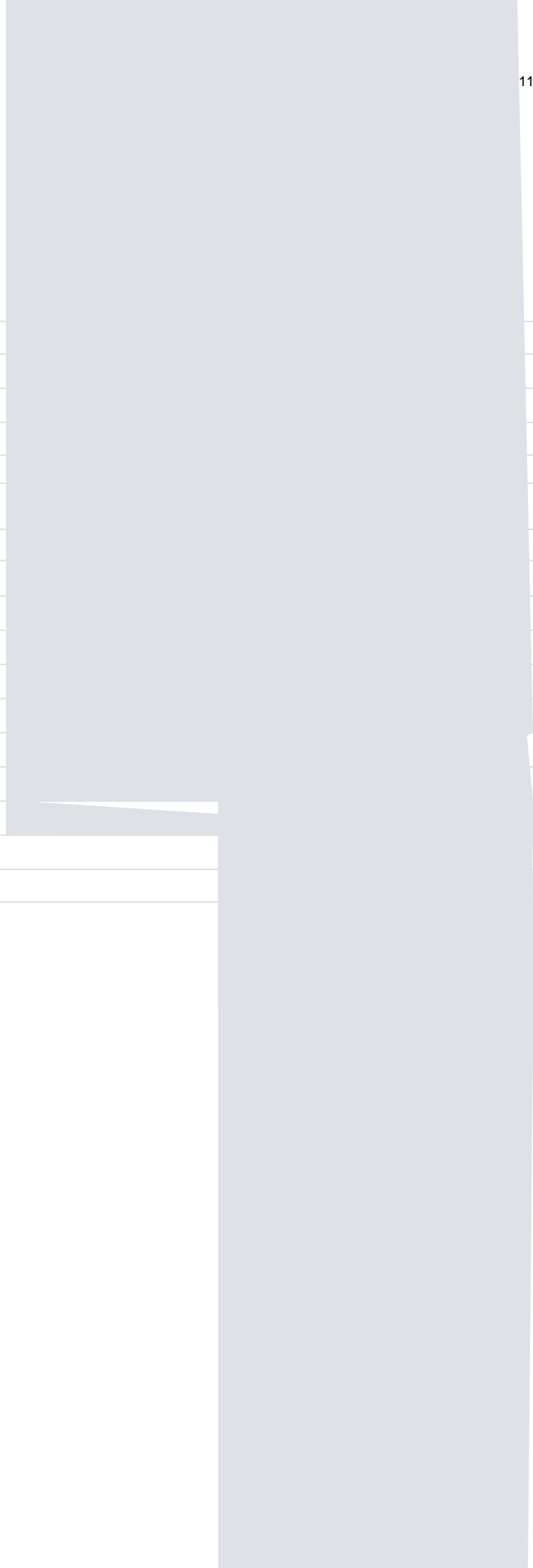
i By Age

	Number of Students	Total Awards
Under 18	<input type="text" value="0"/>	
18-24	<input type="text" value="9"/>	
25-39	<input type="text" value="0"/>	
40 and Above	<input type="text" value="0"/>	
Age Unknown	<input type="text" value="0"/>	
TOTAL	9	9

Bachelor's degree

--	--	--

Master's degree



Doctor's degree

--	--

Prepared By

Summary

IPEDS Completion Component Summary

IPEDS collects important information regarding your institution. All data reported in IPEDS survey components become available in the IPEDS Data Center and appear as aggregated data in various Department of Education reports. Additionally, some of the reported data appears specifically for your institution through the College Navigator website and is included in your institution's Data Feedback Report (DFR). The purpose of this summary is to provide you an opportunity to view some of the data that, when accepted through the IPEDS quality control process, will appear on the College Navigator website and/or your DFR. College Navigator is updated approximately three months after the data collection period closes and Data Feedback Reports will be available through the [Data Center](#) and sent to your institution's CEO in November 2020.

Please review your data for accuracy. If you have questions about the data displayed below after reviewing the data reported on the survey screens, please contact the IPEDS Help Desk at: 1-877-225-2568 or ipedshelp@rti.org.

Summary of Completions Data

Award Level	Number of Completions	
	1 major	2 major
1b - Postsecondary awards, certificates, or diplomas of - 300-899 clock hours, or - 9-29 semester or trimester credit hours, or - 13-44 quarter credit hours	15	0
2 - Postsecondary awards, certificates, or diplomas of - at least 900 but less than 1,800 clock hours, or - at least 30 but less than 60 semester or trimester credit hours, or - at least 45 but less than 90 quarter credit hours	9	0
5 - Bachelor's degree	1,903	47
6 - Postbaccalaureate certificates	1	0
7 - Master's degree	892	0

[Edit Report](#)

Completions

--	--	--	--