

Fall Enrollment 2019-20

Institution: University of Missouri-Kansas City (178402)

User ID: 29C0011

Overview

Fall Enrollment Overview

The Fall Enrollment component collects student enrollment counts by level of student, enrollment status, gender and race/ethnicity. In addition, first-time student retention rates and the student-to-faculty ratio are collected. Enrollment by age is required in odd-numbered years, and enrollment by residence of first-time undergraduates is required in even-numbered years.

Institutions operating on a traditional academic year calendar (semester, trimester, quarter, or 4-1-4) report Fall enrollment as of the institution's official fall reporting date or October 15. Institutions operating on a calendar that differs by program or that enrolls students on a continuous basis (referred to as program reporters) report Fall enrollment as students enrolled any time during the period August 1 and October 31.

Changes to reporting for 2019-20

- The term 'contact hour' has been replaced with the term 'clock hour'
- The term 'formal award' has been replaced with the term 'recognized postsecondary credential'

Institution: University of Missouri-Kansas City (178402)

User ID: 29C0011

Part Selection

Completion of Part C (Residence of First-Time Degree/Certificate-Seeking Undergraduates) is optional this year.

Do you wish to complete Part C this year?

If you select 'Yes', you will be expected to complete the Part C screens.

If you select 'No', you will skip Part C.

<input type="radio"/>	No, I will not complete Part C
<input checked="" type="radio"/>	Yes, I will complete Part C

Institution: University of Missouri-Kansas City (178402)

User ID: 29C0011

Part A - Fall Enrollment for Full-Time Undergraduate Students

Enrollment as of the institution's official fall reporting date or as of October 15, 2019

Full-time Undergraduate Students

Reporting Reminders:

- Report Hispanic/Latino individuals of any race as Hispanic/Latino
- Report race for non-Hispanic/Latino individuals only
- Even though Teacher Preparation certificate programs may require a bachelor's degree for admission, they are considered subbaccalaureate undergraduate programs, and students in these programs are undergraduate students.

Men

Enrolled for <u>credit</u>	<u>Degree/certificate-seeking</u>			Total degree/certificate-seeking	Non-degree/non-certificate-seeking	Total, <u>Full-time undergraduate students</u>
	<u>First-time</u>	<u>Transfer-in</u>	<u>Continuing/Returning</u>			
<u>Nonresident alien</u>	38	19	168	225	19	244
<u>Hispanic/Latino</u>	58	34	169	261	3	264
<u>American Indian or Alaska Native</u>	1	1	5	7	0	7
<u>Asian</u>	56	29	177	262	4	266
<u>Black or African American</u>	39	40	169	248	5	253
<u>Native Hawaiian or Other Pacific Islander</u>	0	2	2	4	0	4
<u>White</u>	219	220	1,062	1,501	24	1,525
Two or more races	28	18	88	134	4	138
<u>Race and ethnicity unknown</u>	12	8	53	73	2	75
Total men	451	371	1,893	2,715	61	2,776
Total men prior year	444	422	1,920	2,786	71	2,857

Women

Enrolled for <u>credit</u>	<u>Degree/certificate-seeking</u>			Total degree/certificate-seeking	Non-degree/non-certificate-seeking	Total, <u>Full-time undergraduate students</u>
	<u>First-time</u>	<u>Transfer-in</u>	<u>Continuing/Returning</u>			
<u>Nonresident alien</u>	20	17	104	141	25	166
<u>Hispanic/Latino</u>	87	41	250	378	4	382
	1	1	2	4	0	4

Institution: University of Missouri-Kansas City (178402)


User ID: 29C0011

Part A - Fall Enrollment for Graduate Students

--

Part A - Fall Enrollment by Distance Education Status

Enrollment as of the institution's official fall reporting date or as of October 15, 2019

	<u>Undergraduate Students</u>		<u>Graduate Students</u>
	<u>Degree/certificate-seeking</u>	Non-degree/non-certificate-seeking	
 Enrolled			

Institution: University of Missouri-Kansas City (178402)

Institution: University of Missouri-Kansas City (178402)

User ID: 29C0011

Part B - Fall Enrollment by Age and Gender for Part-time Graduate Students**Enrollment as of the institution's official fall reporting date or as of October 15, 2019**

Age	Part-time Graduate Students	
	Men	Women
Under 18	<input type="text"/>	<input type="text"/>
18-19	<input type="text"/>	<input type="text"/>
20-21	<input type="text" value="1"/>	<input type="text" value="3"/>
22-24	<input type="text" value="106"/>	<input type="text" value="146"/>
25-29	<input type="text" value="268"/>	<input type="text" value="428"/>
30-34	<input type="text" value="226"/>	<input type="text" value="271"/>
35-39	<input type="text" value="106"/>	<input type="text" value="189"/>
40-49	<input type="text" value="101"/>	<input type="text" value="200"/>
50-64	<input type="text" value="48"/>	<input type="text" value="96"/>
65 and over	<input type="text" value="8"/>	<input type="text" value="6"/>
Age unknown/unreported	0	0
Total part-time graduate students (from part A)	864	1,339

Institution: University of Missouri-Kansas City (178402)

User ID: 29C0011

Part C - Screening Question

Did any of your **first-time degree/certificate-seeking undergraduate** students (reported in Part A) enroll within 12 months of graduating high school or receiving their GED?

<input type="radio"/>	No, we do not have any first-time students who enrolled within 12 months of their high school graduation.
<input checked="" type="radio"/>	Yes, we have first-time students who enrolled within 12 months of their high school graduation.

You may use the space below to provide context for the data you've reported above.


<div style="border: 1px solid gray; height: 100px;"></div>
--

Institution: University of Missouri-Kansas City (178402)

User ID: 29C0011

Part C - Residence of First-time Undergraduates

NOTE: These data are optional this year.**Enrollment as of the institution's official fall reporting date or as of October 15, 2019**Enter **at least one** zero, where applicable, to verify that the screen has not been skipped.

State of <u>residence</u> when student was first admitted	FIPS Code	 Total first-time degree/certificate-seeking undergraduates (1)	Of students in column 1, those who enrolled within 12 months of high school graduation or receiving their GED (2)
Alabama	01	<input type="text"/>	<input type="text"/>
Alaska	02	<input type="text"/>	<input type="text"/>
Arizona	04	<input type="text"/>	<input type="text"/>
Arkansas	05	<input type="text" value="2"/>	<input type="text" value="1"/>
California	06	<input type="text" value="6"/>	<input type="text" value="5"/>
Colorado	08	<input type="text" value="3"/>	<input type="text" value="3"/>
Connecticut	09	<input type="text"/>	<input type="text"/>
Delaware	10	<input type="text"/>	<input type="text"/>
District of Columbia	11	<input type="text"/>	<input type="text"/>
Florida	12	<input type="text" value="2"/>	<input type="text" value="2"/>
Georgia	13	<input type="text"/>	<input type="text"/>
Hawaii	15	<input type="text"/>	<input type="text"/>
Idaho	16	<input type="text" value="1"/>	<input type="text" value="1"/>
Illinois	17	<input type="text" value="27"/>	<input type="text" value="27"/>
Indiana	18	<input type="text" value="2"/>	<input type="text" value="2"/>
Iowa	19	<input type="text" value="7"/>	<input type="text" value="7"/>
Kansas	20	<input type="text" value="232"/>	<input type="text" value="222"/>
Kentucky	21	<input type="text"/>	<input type="text"/>
Louisiana	22	<input type="text" value="2"/>	<input type="text" value="2"/>
Maine	23	<input type="text"/>	<input type="text"/>

Part C - Residence of First-time Undergraduates

--

Institution: University of Missouri-Kansas City (178402)

User ID: 29C0011

Part D - Total Undergraduate Entering Class

Total Undergraduate Entering Class, Fall 2019		
D1	Total full-time, first-time degree/certificate-seeking <u>undergraduates</u> from Part A (GR <u>cohort</u>)	1,173
D2	Total <u>first-time</u> degree/certificate-seeking undergraduates (full-time + part-time) from Part A	1,196
D3	Total <u>transfer-in</u> degree/certificate-seeking undergraduates (full-time + part-time) from Part A	1,017
D4	Total <u>non-degree/non-certificate-seeking</u> undergraduates (full-time + part-time) from Part A	3,876
D5	Of the total non-degree/non-certificate-seeking undergraduates displayed on line D4, the number that are new to the institution in Fall 2019	<input type="text" value="1"/>
D6	Total <u>entering students</u> at the undergraduate level Note: This is calculated as first-time students (line D2) + students transferring to the institution (line D3) + non-degree/non-certificate-seeking undergraduates entering in Fall 2019 (line D5).	2,214
D7	Percentage of undergraduate entering class represented by your GR <u>cohort</u> (line D1/line D6)	53

Institution: University of Missouri-Kansas City (178402)

User ID: 29C0011

Part E - First-time Bachelor's Cohort Retention Rates (Full-time)

Retention Rates

Full-time, First-time Bachelor's Cohort from Fall 2018

Academic reporters determine the cohort and retention as of the institution's official fall reporting date or as of October 15. Program reporters determine the cohort with enrollment any time between August 1 and October 31, 2018 and retention based on August 1, 2019.

The retention rate is calculated by the system after clicking "Save" on the screen. Exclusions are subtracted from and inclusions are added to the original cohort and the resulting adjusted cohort is used for calculating the retention rate.


Retention Data Reporting Reminders:

- Include only **full-time, first-time bachelor's** students in this cohort.
 - Determine the full-time cohort using Fall 2018 status (e.g., if a student was full-time in Fall 2018, report them in the full-time cohort regardless of their Fall 2019 status).
 - If there are no students to report in the cohort, enter zero. Do not leave the field blank.
-
- Report in the exclusions box (line E2a) the number of students from the cohort who left the institution for any of the following reasons: died or were totally and permanently disabled; to serve in the armed forces (including those called to active duty); to serve with a foreign aid service of the Federal Government (e.g., Peace Corps); or to serve on official church missions.
 - Report in the inclusion box (line E2b) first-time bachelor's-seeking study abroad students who were excluded from the first-time cohort (line E1) but who have re-enrolled at the institution their second year.

Prior year data (Fall 2017 cohort)

FULL-TIME, FIRST-TIME BACHELOR'S COHORT RETENTION:

E1	Full-time, first-time Fall 2018 bachelor's cohort	<input type="text" value="1,175"/>		1,218	
E2a	<u>Exclusions</u> from the Fall 2018 cohort	<input type="text" value="0"/>		0	
E2b	Inclusion to the Fall 2018 cohort	<input type="text" value="0"/>		0	
E3	Adjusted Fall 2018 cohort (line E1- E2a + E2b)	1,175		1,218	
E4	Students from Fall 2018 cohort still enrolled as of Fall 2019	<input type="text" value="894"/>		891	
E5	Full-time, first-time Fall 2018 bachelor's cohort retention rate (line E4 / line E3)	76 %		73 %	

 **You may use the space below to provide context for the data you've reported above. These context notes will be posted on the College Navigator website, and should be written to be understood by students and parents.**



The image shows a table structure with two rows. The top row is a header row, and the bottom row is a data row. Both rows are currently empty, with only the grid lines visible. The table is positioned at the top of the page.



Institution: University of Missouri-Kansas City (178402)

User ID: 29C0011

Part F - Student-to-Faculty Ratio

Institution: University of Missouri-Kansas City (178402)

User ID: 29C0011

Prepared by

Summary

Fall Enrollment Survey Summary Four-Year Institutions with Graduate Students

IPEDS collects important information regarding your institution. All data reported in IPEDS survey components become available in the IPEDS Data Center and appear as aggregated data in various Department of Education reports. Additionally, some of the reported data appears specifically for your institution through the College Navigator website and is included in your institution's Data Feedback Report (DFR). The purpose of this summary is to provide you an opportunity to view some of the data that, when accepted through the IPEDS quality control process, will appear on the College Navigator website and/or your DFR. College Navigator is updated approximately three months after the data collection period closes and Data Feedback Reports will be available through the [Data Center](#) and sent to your institution's CEO in November 2019.

Percent of undergraduates by race/ethnicity:	
American Indian or Alaska Native	0%
Asian	7%
Black or African American	11%
Hispanic/Latino	9%
Native Hawaiian or Pacific Islander	0%
White	60%
Two or More Races	5%
Race and ethnicity unknown	4%
Nonresident alien	4%
Percent of undergraduate students by age:	
24 and under	87%
25 and over	13%
Age unknown	0%

Undergraduate Retention and Graduation Rate Cohort	
First-time, full-time bachelor's seeking student retention rate	76%
First-time, part-time bachelor's seeking student retention rate	36%
Graduation rate cohort as percent of total entering students	
	53%

Graduate Student Characteristics	
Percent of graduate students who are female	58%
Percent of graduate students who are full-time	57%

Institution: University of Missouri-Kansas City (178402)
Edit Report

User ID: 29C0011

Fall Enrollment

University of Missouri-Kansas City (178402)

There are no errors for the selected survey and institution.