



## Fall Enrollment 2020-21

Institution: University of Missouri-St Louis (178420)

User ID: 29C0011

[Overview](#)**Fall Enrollment Overview**

The Fall Enrollment component collects student enrollment counts by level of student, enrollment status, gender and race/ethnicity. In addition, first-time student retention rates and the student-to-faculty ratio are collected. Enrollment by age is required in odd-numbered years, and enrollment by residence of first-time undergraduates is required in even-numbered years.

Institutions operating on a traditional academic year calendar (semester, trimester, quarter, or 4-1-4) report Fall enrollment as of the institution's official fall reporting date or October 15. Institutions operating on a calendar that differs by program or that enrolls students on a continuous basis (referred to as program reporters) report Fall enrollment as students enrolled any time during the period August 1 and October 31.

**Data reporting reminders:**

- Report data to accurately reflect the time period corresponding with the IPEDS survey component, even if such reporting is seemingly inconsistent with prior-year reporting. For example, if a summer term began later than usual due to Coronavirus Pandemic postponements, continue to report using the timeframes as defined T J27.6863 0 TD.0022 Tc-.0055 Tw[est]5.5(abl)8.7(s)2.2(hed pri)8.7(o)

**Changes to reporting for 2020-21:**

There are no changes to this survey component.

**Resources:**

- To download the survey materials for this component: [Survey Materials](#)
- To access your prior year data submission for this component: [Reported Data](#)

If you have questions about completing this survey, please contact the **IPEDS Help Desk at 1-877-225-2568**.

Institution: University of Missouri-St Louis (178420)

User ID: 29C0011

Part Selection

Completion of Part B (Enrollment of Students by Age) is optional this year.

**Do you wish to complete Part B this year?**

If you select 'Yes', you will be expected to complete the Part B screens.

If you select 'No', you will skip Part B.

- No, I will not complete Part B
- Yes, I will complete Part B

Fall Enrollment - CIP CODE Selection


Indicate which of the following fields of study are offered by your institution. In addition to reporting total undergraduate and graduate fall enrollments every year, in even-numbered years you are to report the subset of enrollments that fall within each of the CIP codes listed below.

Fields for which enrollment was reported for Fall 2018 have already been checked; please make sure all listed fields that are offered by your institution are checked.

Note: CIP codes listed below may not reflect all fields of study offered by your institution, therefore the subset of enrollments by CIP codes selected may not sum to your institution's total fall enrollment.

UNDERGRADUATE AND GRADUATE FIELDS	
<input checked="" type="checkbox"/>	13.0000 -- Education
<input checked="" type="checkbox"/>	14.0000 -- Engineering
<input checked="" type="checkbox"/>	26.0000 -- Biological and Biomedical Sciences
<input checked="" type="checkbox"/>	27.0000 -- Mathematics
<input checked="" type="checkbox"/>	40.0000 -- Physical Sciences
<input checked="" type="checkbox"/>	52.0000 -- Business, Management, Marketing, and Related Support Services
GRADUATE-ONLY FIELDS	
<input type="checkbox"/>	22.0101 -- Law (LL.B., J.D.)
<input type="checkbox"/>	51.0401 -- Dentistry (D.D.S., D.M.D.)
<input type="checkbox"/>	 51.1201 -- Medicine (M.D.)
<input type="checkbox"/>	None of the above

Yes, I confirm that I reviewed the fields of study are offered by my institution above.

 You may use the box below to provide additional context for the data you have reported above. Context notes will be posted on the College Navigator website. Therefore, you should write all context notes using proper grammar (e.g., complete sentences with punctuation) and common language that can be easily understood by students and parents (e.g., spell out acronyms).





Part A - Fall Enrollment by race/ethnicity and gender


Part A - Fall Enrollment by race/ethnicity and gender

Enrollment as of the institution's **official fall reporting date** or as of **October 15, 2020**

CIP CODE: 26.0000 -- Biological and Biomedical Sciences

Full-time undergraduate students

- Report Hispanic/Latino individuals of any race as Hispanic/Latino
- Report race for non-Hispanic/Latino individuals only

**Men**

Students enrolled for <u>credit</u>	<u>Degree/certificate-seeking</u>				Non-degree/ non-certificate-seeking	Total, <u>full-time</u> <u>undergraduate</u> students
	<u>First-time</u>	<u>Transfer-in</u> (non-first-time entering)	<u>Continuing/ Returning</u>	Total		
<u>Nonresident alien</u>						




Part A - Fall Enrollment by race/ethnicity and gender

Enrollment as of the institution's **official fall reporting date** or as of **October 15, 2020**

CIP CODE: 27.0000 -- Mathematics and Statistics

Full-time undergraduate students

- Report Hispanic/Latino individuals of any race as Hispanic/Latino
- Report race for non-Hispanic/Latino individuals only

**Men**

Students enrolled for <u>credit</u>	<u>Degree/certificate-seeking</u>				Non-degree/ non-certificate-seeking	Total, <u>full-time</u> <u>undergraduate</u> students
	<u>First-time</u>	<u>Transfer-in</u> (non-first-time entering)	<u>Continuing/ Returning</u>	Total		
<u>Nonresident alien</u>	<input type="text" value="0"/>	<input type="text" value="0"/>	<input type="text" value="0"/>	<b>0</b>	<input type="text" value="0"/>	<b>0</b>
<u>Hispanic/Latino</u>	<input type="text" value="0"/>	<input type="text" value="0"/>	<input type="text" value="1"/>	<b>1</b>	<input type="text" value="0"/>	<b>1</b>
<u>American Indian or Alaska Native</u>	<input type="text" value="0"/>	<input type="text" value="0"/>	<input type="text" value="0"/>	<b>0</b>	<input type="text" value="0"/>	<b>0</b>
<u>Asian</u>	<input type="text" value="0"/>	<input type="text" value="0"/>	<input type="text" value="0"/>	<b>0</b>	<input type="text" value="0"/>	<b>0</b>
<u>Black or African American</u>	<input type="text" value="0"/>	<input type="text" value="2"/>	<input type="text" value="0"/>	<b>2</b>	<input type="text" value="0"/>	<b>2</b>






Part A - Fall Enrollment by race/ethnicity and gender

Enrollment as of the institution's **official fall reporting date** or as of **October 15, 2020**

CIP CODE: 40.0000 -- Physical Sciences

Full-time undergraduate students

- Report Hispanic/Latino individuals of any race as Hispanic/Latino
- Report race for non-Hispanic/Latino individuals only

**Men**

Students enrolled for <u>credit</u>	<u>Degree/certificate-seeking</u>				Non-degree/ non-certificate-seeking	Total, <u>full-time</u> <u>undergraduate</u> students
	<u>First-time</u>	<u>Transfer-in</u> (non-first-time entering)	<u>Continuing/ Returning</u>	Total		
<u>Nonresident alien</u>	<input type="text" value="0"/>	<input type="text" value="0"/>	<input type="text" value="1"/>	<b>1</b>	<input type="text" value="0"/>	<b>1</b>
<u>Hispanic/Latino</u>	<input type="text" value="0"/>	<input type="text" value="0"/>	<input type="text" value="0"/>	<b>0</b>	<input type="text" value="0"/>	<b>0</b>
<u>American Indian or Alaska Native</u>	<input type="text" value="0"/>	<input type="text" value="0"/>	<input type="text" value="0"/>	<b>0</b>	<input type="text" value="0"/>	<b>0</b>
<u>Asian</u>	<input type="text" value="0"/>	<input type="text" value="0"/>	<input type="text" value="0"/>	<b>0</b>	<input type="text" value="0"/>	<b>0</b>






Part A - Fall Enrollment for Part-time Undergraduate Students

Enrollment as of the institution's **official fall reporting date** or as of **October 15, 2020**

Part-time Undergraduate Students

Reporting Reminders:

- Report Hispanic/Latino individuals of any race as-9.8(a)1a dents




Part A - Fall Enrollment by race/ethnicity and gender


Part A - Fall Enrollment by race/ethnicity and gender


Part A - Fall Enrollment by race/ethnicity and gender


Part A - Fall Enrollment by race/ethnicity and gender

1320-04-10100001-04-422-182-1820-12c.542-542r480-54 r480-6 yr480-101082r480-101142r480-101142r542-10122cw(Enr)5-78 0 5.78 574 0555r12 f03 Tw02211222011E2 I14.22 I14.2.003 Tc-0003 Tw(Enr)
















Part A - Fall Enrollment by race/ethnicity and gender

Enrollment as of the institution's **official fall reporting date** or as of **October 15, 2020**

CIP CODE: 13.0000 -- Education

Graduate students

- Report Hispanic/Latino individuals of any race as Hispanic/Latino
- Report race for non-Hispanic/Latino individuals only




Part A - Fall Enrollment by race/ethnicity and gender













Part A - Fall Enrollment by Distance Education Status

Enrollment as of the institution's **official fall reporting date** or as of **October 15, 2020**

	Undergraduate Students		Graduate Students
	Degree/certificate-seeking	Non-degree/non-certificate-seeking	
<b>i</b> Enrolled <i>exclusively</i> in <u>distance education courses</u>	3,196	265	1,003
Enrolled in <i>at least one</i> but not all distance education courses	2,994	106	1,054
<i>Not enrolled</i> in any distance education courses	197	4,215	844
<b>Total (from prior part A screens)</b>	<b>6,387</b>	<b>4,586</b>	<b>2,901</b>





Institution: University of Missouri-St Louis (178420)

User ID: 29C0011

Part A - Fall Enrollment Summary

Fall Enrollment Summary

Men

Students enrolled for credit	Total full-time students	Total part-time students	Grand total, all students
<u>Nonresident alien</u>	130	37	167
<u>Hispanic/Latino</u>	84	117	201
<u>American Indian or Alaska Native</u>	5	11	16
<u>Asian</u>	126	145	271
<u>Black or African American</u>	268	295	563
<u>Native Hawaiian or Other Pacific Islander</u>	0	1	1
<u>White</u>	1,529	2,415	3,944
Two or more races	82	28	110
<u>Race and ethnicity unknown</u>	161	217	378
<b>Total men</b>	<b>2,385</b>	<b>3,266</b>	<b>5,651</b>

Women

Students enrolled for credit	Total full-time students	Total part-time students	Grand total, all students
<u>Nonresident alien</u>	141	33	174
<u>Hispanic/Latino</u>	116	130	246
<u>American Indian or Alaska Native</u>	8	16	24
<u>Asian</u>	156	191	347
<u>Black or African American</u>	547	795	1,342
<u>Native Hawaiian or Other Pacific Islander</u>	4	0	4
<u>White</u>	2,138	3,380	5,518
Two or more races	113	77	190
<u>Race and ethnicity unknown</u>	196	182	378
<b>Total women</b>	<b>3,419</b>	<b>4,804</b>	<b>8,223</b>

<b>Grand Total (men+women)</b>	<b>5,804</b>	<b>8,070</b>	<b>13,874</b>
--------------------------------	--------------	--------------	---------------

Institution: University of Missouri-St Louis (178420)

User ID: 29C0011

Part A - Fall Enrollment - Summary by race/ethnicity

**Fall Enrollment Totals**

CIP CODE: 13.0000 -- Education

**Men**

Students enrolled for credit	Total full-time students	Total part-time students	Grand total, all students
<u>Nonresident alien</u>	4	1	5
<u>Hispanic/Latino</u>	4	17	21
<u>American Indian or Alaska Native</u>	0	1	1
<u>Asian</u>	2	9	11
<u>Black or African American</u>	16	41	57
<u>Native Hawaiian or Other Pacific Islander</u>	0	0	0
<u>White</u>	104	149	253
Two or more races	4	4	8
<u>Race and ethnicity unknown</u>	8	7	15
<b>Total men</b>	<b>142</b>	<b>229</b>	<b>371</b>

**Women**

Students enrolled for credit	Total full-time students	Total part-time students	Grand total, all students
<u>Nonresident alien</u>	16	1	17
<u>Hispanic/Latino</u>	14	19	33
<u>American Indian or Alaska Native</u>	1	1	2
<u>Asian</u>	6	9	15
<u>Black or African American</u>	56	203	259
<u>Native Hawaiian or Other Pacific Islander</u>	1	0	1
<u>White</u>	357	528	885
Two or more races	14	20	34
<u>Race and ethnicity unknown</u>	24	9	33
<b>Total women</b>	<b>489</b>	<b>790</b>	<b>1,279</b>

<b>Grand Total (men+women)</b>	<b>631</b>	<b>1,019</b>	<b>1,650</b>
--------------------------------	------------	--------------	--------------



Part A - Fall Enrollment - Summary by race/ethnicity

**Fall Enrollment Totals**



--	--	--	--

Institution: University of Missouri-St Louis (178420)

User ID: 29C0011

Part A - Fall Enrollment - Summary by race/ethnicity

**Fall Enrollment Totals**

CIP CODE: 27.0000 -- Mathematics and Statistics

**Men**

Students enrolled for credit	Total full-time students	Total part-time students	Grand total, all students
<u>Nonresident alien</u>	5	1	6
<u>Hispanic/Latino</u>	2	1	3
<u>American Indian or Alaska Native</u>	0	0	0
<u>Asian</u>	1	3	4
<u>Black or African American</u>	2	2	4
<u>Native Hawaiian or Other Pacific Islander</u>	0	0	0
<u>White</u>	13	21	34
Two or more races	2	0	2
<u>Race and ethnicity unknown</u>	1	2	3
<b>Total men</b>	<b>26</b>	<b>30</b>	<b>56</b>

**Women**

Students enrolled for credit	Total full-time students	Total part-time students	Grand total, all students
<u>Nonresident alien</u>	5	1	6
<u>Hispanic/Latino</u>	0	1	1
<u>American Indian or Alaska Native</u>	0	0	0
<u>Asian</u>	3	3	6
<u>Black or African American</u>	4	1	5
<u>Native Hawaiian or Other Pacific Islander</u>	0	0	0
<u>White</u>	14	12	26
Two or more races	0	0	0
<u>Race and ethnicity unknown</u>	0	1	1
<b>Total women</b>	<b>26</b>	<b>19</b>	<b>45</b>

<b>Grand Total (men+women)</b>	<b>52</b>	<b>49</b>	<b>101</b>
--------------------------------	-----------	-----------	------------

Part A - Fall Enrollment - Summary by race/ethnicity

**Fall Enrollment Totals**

CIP CODE: 40.0000 -- Physical Sciences

**Men**

Students enrolled for credit	Total full-time students	Total part-time students	Grand total, all students
<u>Nonresident alien</u>	16	0	<b>16</b>
<u>Hispanic/Latino</u>	0	0	<b>0</b>
<u>American Indian or Alaska Native</u>	0	0	<b>0</b>
<u>Asian</u>	0	3	<b>3</b>
<u>Black or African American</u>	3	3	<b>6</b>
<u>Native Hawaiian or Other Pacific Islander</u>	0	0	<b>0</b>
<u>White</u>	25	35	<b>60</b>
Two or more races	1	0	<b>1</b>
<u>Race and ethnicity unknown</u>	4	5	<b>9</b>
<b>Total men</b>	<b>49</b>	<b>46</b>	<b>95</b>

**Women**

Students enrolled for credit	Total full-time students	Total part-time students	Grand total, all students

--	--	--	--



Institution: University of Missouri-St Louis (178420)

User ID: 29C0011

Part A - Fall Enrollment - Summary by race/ethnicity

**Fall Enrollment Totals**

CIP CODE: 52.0000 -- Business, Management, Marketing and Related Support Services

**Men**

Students enrolled for credit	Total full-time students	Total part-time students	Grand total, all students
<u>Nonresident alien</u>	37	11	48
<u>Hispanic/Latino</u>	21	8	29
<u>American Indian or Alaska Native</u>	0	1	1
<u>Asian</u>	30	29	59
<u>Black or African American</u>	65	37	102
<u>Native Hawaiian or Other Pacific Islander</u>	0	0	0
<u>White</u>	417	302	719
Two or more races	22	7	29
<u>Race and ethnicity unknown</u>	37	31	68
<b>Total men</b>	<b>629</b>	<b>426</b>	<b>1,055</b>

**Women**

Students enrolled for credit	Total full-time students	Total part-time students	Grand total, all students
<u>Nonresident alien</u>	31	6	37
<u>Hispanic/Latino</u>	18	4	22
<u>American Indian or Alaska Native</u>	2	2	4
<u>Asian</u>	28	24	52
<u>Black or African American</u>	61	63	124
<u>Native Hawaiian or Other Pacific Islander</u>	0	0	0
<u>White</u>	282	241	523
Two or more races	17	11	28
<u>Race and ethnicity unknown</u>	34	24	58
<b>Total women</b>	<b>473</b>	<b>375</b>	<b>848</b>

<b>Grand Total (men+women)</b>	<b>1,102</b>	<b>801</b>	<b>1,903</b>
--------------------------------	--------------	------------	--------------



Institution: University of Missouri-St Louis (178420)

Part B - Fall Enrollment by Age and Gender for Part-time Undergraduate Students

Enrollment as of the institution's official fall reporting date or as of October 15, 2020

NOTE: These data are **optional** this year.

Age	Part-	
	Men	
Under 18		






Institution: University of Missouri-St Louis (178420)

User ID: 29C0011

## Part C - Screening Question

Did any of your **first-time degree/certificate-seeking undergraduate** students (reported in Part A) enroll within 12 months of graduating high school or receiving their GED?

- No, we do not have any first-time students who enrolled within 12 months of their high school graduation.
- Yes, we have first-time students who enrolled within 12 months of their high school graduation.

 You may use the box below to provide additional context for the data you have reported above. Context notes will be posted on the College Navigator website. Therefore, you should write all context notes using proper grammar (e.g., complete sentences with punctuation) and common language that can be easily understood by students and parents (e.g., spell out acronyms).



Part C - Residence of First-time Undergraduates




Institution: University of Missouri-St Louis (178420)


User ID: 29C0011

Part C - Residence of First-time Undergraduates

Enrollment as of the institution's **official fall reporting date** or as of **October 15, 2020**

Enter at **least one** zero, where applicable, to verify that the screen has not been skipped.

State of <u>residence</u> when student was first admitted	FIPS Code	Total <u>first-time</u> degree/certificate-seeking undergraduates (1)	Of students in column 1, those who enrolled within 12 months of high school graduation or receiving their GED (2)
South Carolina	45	<input type="text"/>	<input type="text"/>
South Dakota	46	<input type="text" value="1"/>	<input type="text" value="0"/>
Tennessee	47	<input type="text" value="1"/>	<input type="text" value="1"/>
Texas	48	<input type="text" value="3"/>	<input type="text" value="3"/>
Utah	49	<input type="text"/>	<input type="text"/>
Vermont	50	<input type="text"/>	<input type="text"/>
Virginia	51	<input type="text" value="1"/>	<input type="text" value="1"/>
Washington	53	<input type="text" value="1"/>	<input type="text" value="1"/>
West Virginia	54	<input type="text"/>	<input type="text"/>
Wisconsin	55	<input type="text" value="2"/>	<input type="text" value="2"/>
Wyoming	56	<input type="text"/>	<input type="text"/>
<u>State Unknown</u>	57	<input type="text"/>	<input type="text"/>
American Samoa	60	<input type="text"/>	<input type="text"/>
Federated States of Micronesia	64	<input type="text"/>	<input type="text"/>
Guam	66	<input type="text"/>	<input type="text"/>
Marshall Islands	68	<input type="text"/>	<input type="text"/>
Northern Marianas	69	<input type="text"/>	<input type="text"/>
Palau	70	<input type="text"/>	<input type="text"/>
Puerto Rico	72	<input type="text"/>	<input type="text"/>
Virgin Islands	78	<input type="text"/>	<input type="text"/>
Foreign Countries	90	<input type="text" value="10"/>	<input type="text" value="5"/>
Residence unknown/unreported	98	0	
<b>Total first-time degree/certificate-seeking undergraduates (from Part A)</b>		<b>417</b>	<b>386</b>

 You may use the box below to provide additional context for the data you have reported above. Context notes will be posted on the College Navigator website. Therefore, you should write all context notes using proper grammar (e.g., complete sentences with punctuation) and common language that can be easily understood by students and parents (e.g., spell out acronyms).







## Part F - Student-to-Faculty Ratio

### **Student-to-Faculty Ratio**

Please provide your institution's student-to-faculty ratio (i.e., student-to-instructional staff) for undergraduate programs for Fall 2020. The student-to-faculty ratio and any accompanying context that is provided will be displayed on College Navigator.

Note: Logic in this item is similar to item I-2 from the Common Data Set data collection.

### Prepared by

Reporting Reminders:

- The name of the preparer is being collected so that we can follow up with the appropriate person in the event that there are questions concerning the data.
- The Keyholder will be copied on all email correspondence to other preparers.
- The time it took to prepare this component is being collected so that we can continue to improve our estimate of the reporting burden associated with IPEDS.
- Please include in your estimate the time it took for you to review instructions, query and search data sources, complete and review the component, and submit the data through the Data Collection System.
- Thank you for your assistance.

This survey component was prepared by:					
<input checked="" type="radio"/>	Keyholder	<input type="radio"/>	SFA Contact	<input type="radio"/>	HR Contact
<input type="radio"/>	Finance Contact	<input type="radio"/>	Academic Library Contact	<input type="radio"/>	Other
Name:	<input type="text" value="Randy Sade"/>				
Email:	<input type="text"/>				





Institution: University of Missouri-St Louis (178420 )

User ID: 29C0011

Edit Report

Fall Enrollment

Source	Description	Severity	Resolved	Options
<p><b>Screen: Part E - First-time Bachelor's Cohort Retention Rates (Part-time)</b></p>				
Screen Entry	The calculated cohort retention rate is outside the expected range when compared with the prior year value. Please correct your data or explain. (Error #6308)	Explanation	Yes	
Reason	The larger than expected decrease is due to both the numerator and denominator being a small amount, any modest change in both will greatly change the percentage.			