

Human Resources 2024-25

Institution: Missouri University of Science and Technology (178411)

User ID: 29C0011

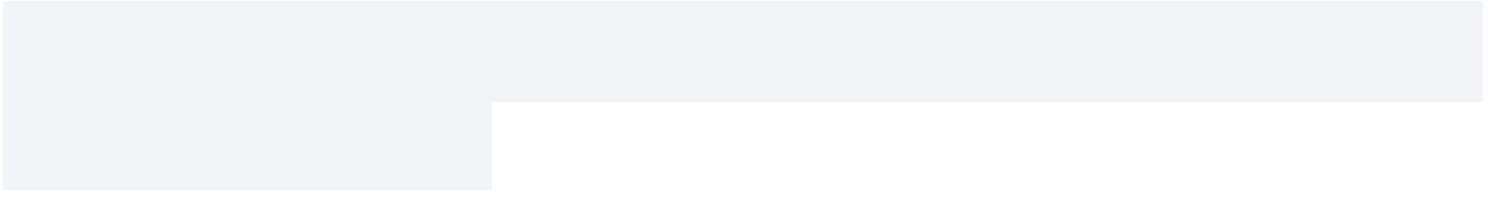
Overview

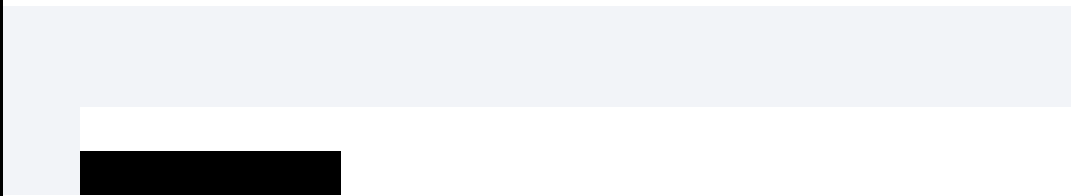

Human Resources Overview

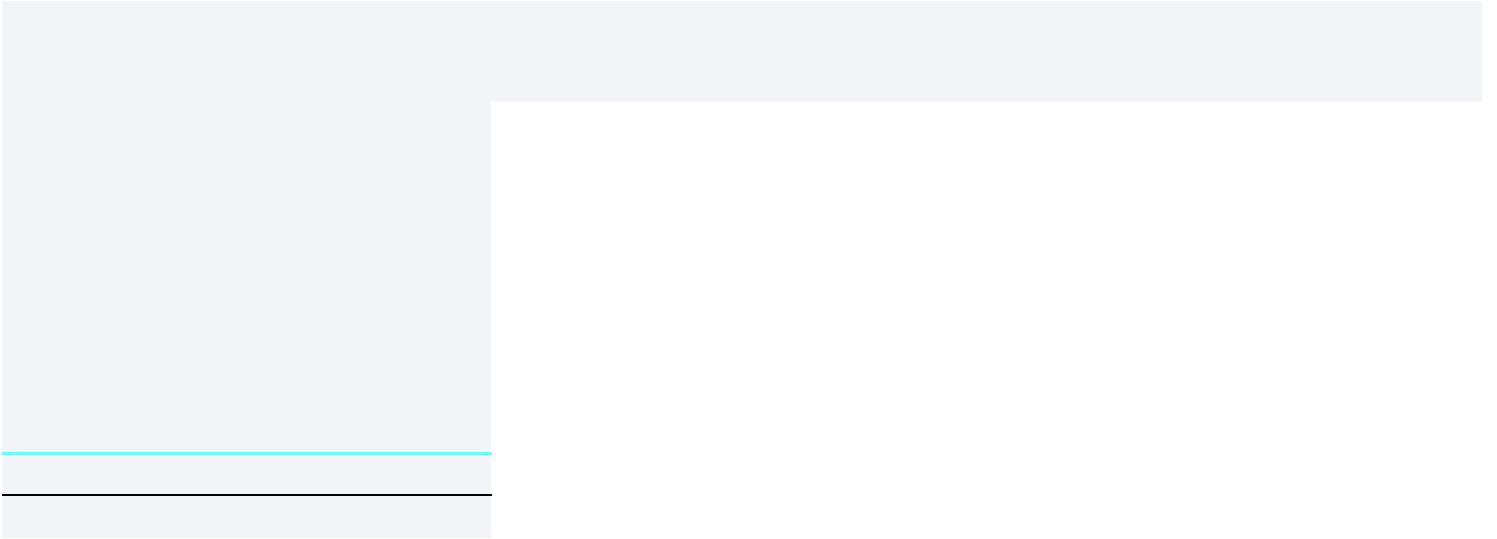
Part A1 - Full-time Instructional Staff by Academic Rank and Tenure Status - On Tenure Trac

Number of Full-time Instructional Staff

| | | | | | | | |
|--|--|--|--|--|--|--|--|
| | | | | | | | |
| | | | | | | | |







Part A1 - Full-time Instructional Staff - Without Faculty Status

Number of Full-time Instructional Staff Without Faculty Status

As of November 1, 2024

- Report Hispanic/Latino individuals of any race as Hispanic/Latino
- Report race for non-Hispanic/Latino individuals
- Include both Primarily Instruction and Instruction Combined with Research and/or Public

Men

| Race/ethnicity | Without Faculty Stat |
|-------------------------|----------------------|
| <u>U.S. Nonresident</u> | <input type="text"/> |
| | |
| | |
| | |
| | |
| | |
| | |
| | |
| | |
| | |

| | |
|--|--|
| | |
| | |
| | |
| | |
| | |
| | |
| | |
| | |
| | |
| | |
| | |

| | |
|--|--|
| | |
| | |

Institution: Missouri University of Science and Technology (178411)

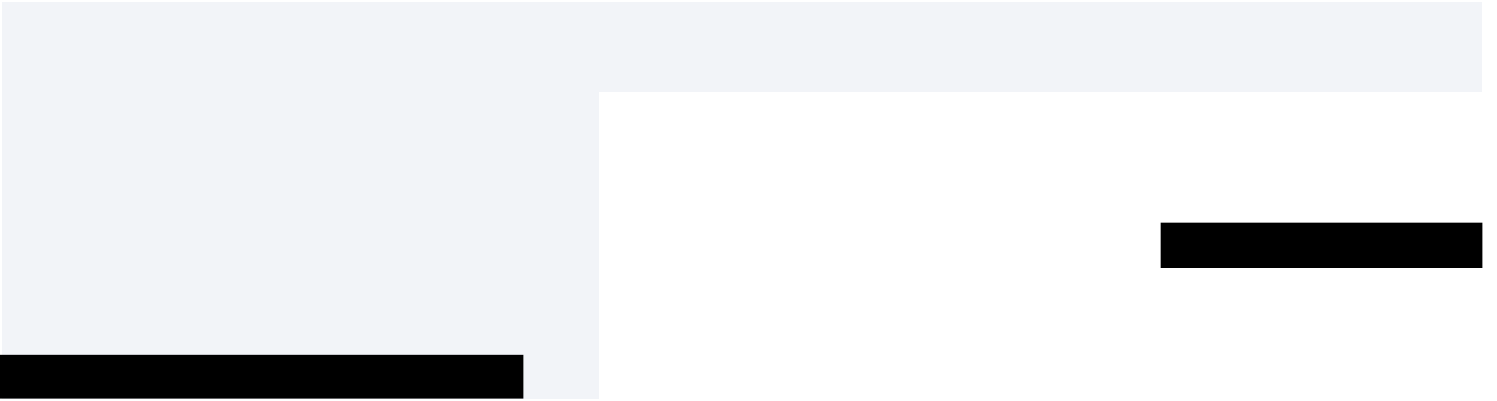
User ID: 29C0011

Part A3 - Full-time Instructional Staff - Totals

Total number of Full-time Instructional Staff

As of November 1, 2024

| Race/ethnicity | Total men | Total women | Total (men+women) |
|---|-----------|-------------|-------------------|
| U.S. Nonresident | 26 | 5 | 31 |
| Hispanic/Latino | 11 | 1 | 12 |
| American Indian or Alaska Native | 0 | 2 | 2 |
| Asian | 59 | 16 | 75 |
| Black or African American | 8 | 3 | 11 |
| Native Hawaiian or Other Pacific Islander | 0 | 0 | 0 |
| White | 121 | 61 | 182 |
| Two or more races | 2 | 0 | 2 |
| Race and ethnicity unknown | 9 | 5 | 14 |
| Total | 236 | 93 | 329 |
| Total from prior year | | | 311 |



Part B1 - Full-time Non-instructional Staff by Occupational Category - 2

Number of Full-time Non-instructional Staff by Occupational Category

As of November 1, 2024

- Report Hispanic/Latino individuals of any race as Hispanic/Latino
- Report race for non-Hispanic/Latino individuals

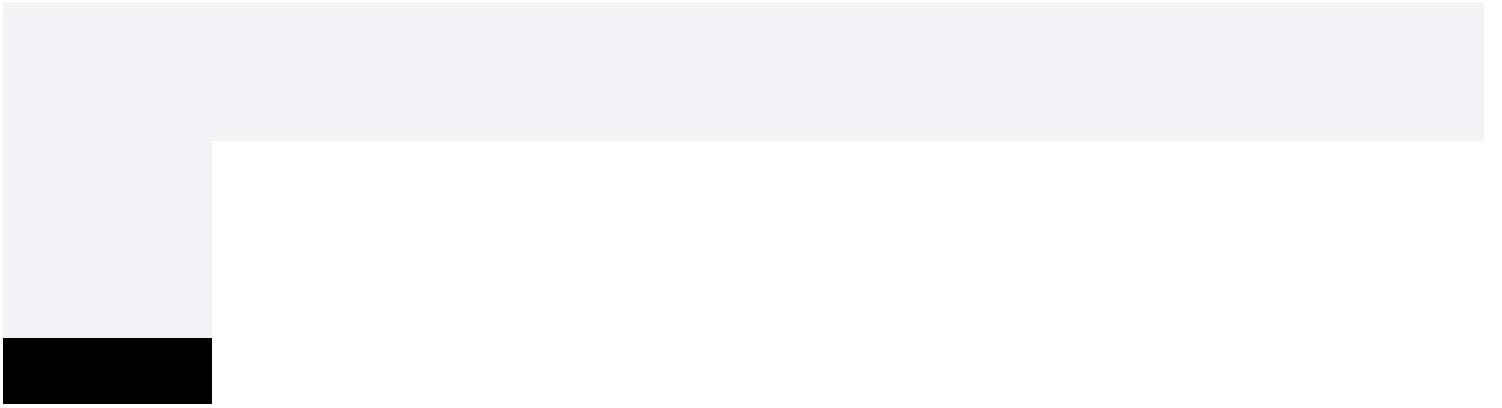
Men

| Race/ethnicity | Archivists, Curators, or Museum Technicians 25-4010 | Librarians and Media Collections Specialists 25-4020 | Library Technicians 25-4030 | Student and Academic Affairs and Other Education Services Occupations 25-2000 + 25-3000 + 25-9000 |
|------------------|---|--|-----------------------------------|---|
| U.S. Nonresident | <input type="text" value="0"/> | <input type="text" value="0"/> | <input type="text" value="0"/> | <input type="text" value="1"/> |
| — | | | | |
| | | | | |
| | | | | |
| | | | | |
| | | | | |
| | | | | |
| | | | | |
| | | | | |
| | | | | |
| | | | | |

| | | | | |
|--|--|--|--|--|
| | | | | |
| | | | | |
| | | | | |
| | | | | |
| | | | | |
| | | | | |
| | | | | |
| | | | | |
| | | | | |
| | | | | |
| | | | | |
| | | | | |

| | | | | |
|--|--|--|--|--|
| | | | | |
| | | | | |

Part B1 - Full-time Non-instructional Staff by Occupational Category - 3

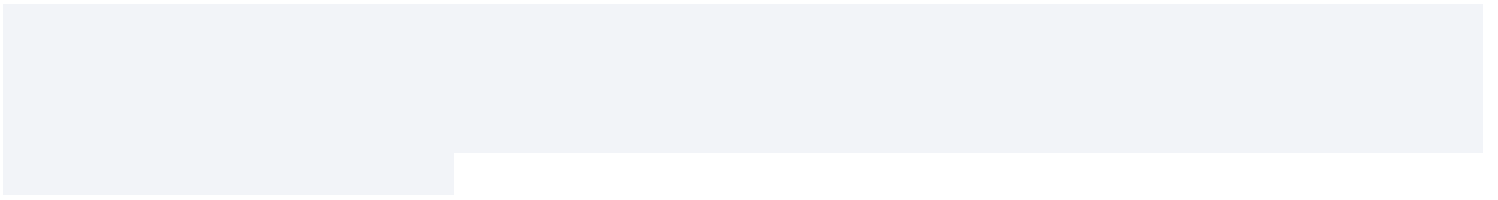


Part D - Part-time Staff by Occupational Category - 3

Number of Part-time Staff

As of November 1, 2024

Part D - Part-time Staff by Occupational Category - 4



Total

728

Part H - New Hires, Full-time Staff by Occupational Category -

Number of Newly Hired Full-time Permanent Non-instructional Staff

(Hired full-time between November 1, 2023 - October 31, 2024 and on the payroll as of November 1, 2024)

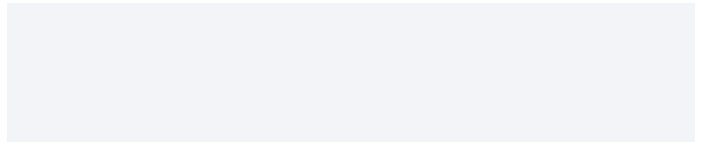
- Report Hispanic/Latino individuals of any race as Hispanic/Latino
- Report race for non-Hispanic/Latino individuals only

Men

| Race/ethnicity | Instructional Staff (from Part H, screen 1). | Research staff | Public Service staff | Library and Student and Academic Affairs and Other Education Services Occupations 25-4000 + 25-2000 + 25-3000 + 25-9000 |
|----------------------------------|--|--------------------------------|--------------------------------|---|
| U.S. Nonresident | 9 | <input type="text" value="3"/> | <input type="text" value="0"/> | <input type="text" value="1"/> |
| Hispanic/Latino | 2 | <input type="text" value="0"/> | <input type="text" value="0"/> | <input type="text" value="0"/> |
| American Indian or Alaska Native | 0 | <input type="text" value="0"/> | <input type="text" value="0"/> | <input type="text" value="0"/> |
| Asian | 0 | <input type="text" value="0"/> | <input type="text" value="0"/> | <input type="text" value="0"/> |
| Black or African American | 1 | | | |
| | | | | |
| | | | | |
| | | | | |
| | | | | |
| | | | | |

| | | | | |
|--|--|--|--|--|
| | | | | |
| | | | | |
| | | | | |
| | | | | |
| | | | | |
| | | | | |
| | | | | |
| | | | | |
| | | | | |
| | | | | |
| | | | | |

| | | | | |
|--|--|--|--|--|
| | | | | |
|--|--|--|--|--|



Part H - New Hires, Full-time Staff by Occupational Category - :

Number of Newly Hired _____

| | | | | | | |
|--|--|--|--|--|--|--|
| | | | | | | |
|--|--|--|--|--|--|--|

Institution: Missouri University of Science and Technology (178411)

User ID: 29C0011

Human Resources Survey Evaluation

Were any staff members difficult to categorize? If so, please explain in the box below.

Prepared by

Prepared by

Reporting Reminders:

- The name of the preparer is being collected so that we can follow up with the appropriate person in the event that there are questions concerning the dcr20

| | |
|--|---|
| Other 11-0000, 13-0000, 15-0000, 17-0000, 19-0000, 21-0000, 23-0000, 27-0000, 25-4000, 25-4010, 25-4020, 25-4030, 25-2000, 25-3000, 25-9000, 29-0000 | 1 |
|--|---|

| Number of Newly Hired Full-time Permanent S (Hired full-time between November 1, 2023 - October 31, 2024 and on the payroll as of Nover | |
|--|----------------|
| | Number of staf |
| Newly Hired Full-time Permanent Staff | 221 |

