

## Human Resources 2019-20

Institution: University of Missouri-Columbia (178396)

User ID: 29C0011

### Human Resources Overview

Welcome to the IPEDS Human Resources (HR) survey component. The HR component collects important information about your institution's staff.

#### Changes to reporting for 2019-20

There are no changes for this survey component.

#### Data Reporting Reminders

- Report each employee only once. If an employee could be coded in more than one occupation, code the employee in the occupation that requires the highest level of skill OR if there is no measurable difference in skill requirements, code the employee in the occupation in which they spend the most time.
- Report staff members difficult to ca

**Does your institution have any part-time staff?**

*If you answer **Yes** to this question, you will be provided the screens to report part-time staff.*

<input type="radio"/>	No
<input checked="" type="radio"/>	Yes
Does your institution have graduate assistants?	
<i>If you answer <b>Yes</b> to this question, you will be provided the screens to report graduate assistants.</i>	
<input type="radio"/>	No
<input checked="" type="radio"/>	Yes

**Does your institution have 15 or more full-time staff?**

<input type="radio"/>	No
<input checked="" type="radio"/>	Yes

Does your institution have a tenure system?

*If you answer **Yes** to this question, you will be provided the screens to report some data by tenure status.*

<input type="radio"/>	No
<input checked="" type="radio"/>	Yes

Did your institution hire any **full-time permanent staff** who were included on the payroll of the institution between **November 1, 2018 and October 31, 2019** either for the **first time** (new to the institution) or **after a break in service**? Do not exclude persons who were no longer on the payroll as of November 1, 2019. (Exclude persons who have returned from sabbatical leave and full-time instructional staff who are working less-than-9-month contracts.)

*If you answer **Yes** to this question, you will be provided the screens to report **full-time permanent new hires** in **Part H**.*

<input type="radio"/>	No
<input checked="" type="radio"/>	Yes

**Do ALL of the instructional staff at your institution fall into any of the following categories?**

*If you answer **Yes** to any of the questions below, you will **NOT** be required to report **Part G - Salaries** for instructional staff. However, Part G will still be required for reporting data for full-time non-instructional staff.*

<input checked="" type="radio"/>	No	<input type="radio"/>	Yes	Are ALL of the instructional staff military personnel?
<input checked="" type="radio"/>	No	<input type="radio"/>	Yes	Do ALL of the instructional staff contribute their services (e.g., members of a religious order)?
<input checked="" type="radio"/>	No	<input type="radio"/>	Yes	Do ALL of the instructional staff teach pre-clinical or clinical medicine?

**You may use the space below to provide context for the data you've reported above.**


Native Hawaiian or Other Pacific Islander	<input type="text" value="0"/>	<input type="text" value="0"/>	<input type="text" value="0"/>	<input type="text" value="0"/>	<input type="text" value="0"/>	<input type="text" value="0"/>	0
White	<input type="text" value="67"/>	<input type="text" value="93"/>	<input type="text" value="0"/>	<input type="text" value="0"/>	<input type="text" value="0"/>	<input type="text" value="0"/>	160
Two or more races	<input type="text" value="0"/>	<input type="text" value="0"/>	<input type="text" value="0"/>	<input type="text" value="0"/>	<input type="text" value="0"/>	<input type="text" value="0"/>	0
Race and ethnicity unknown	<input type="text" value="2"/>	<input type="text" value="2"/>	<input type="text" value="0"/>	<input type="text" value="0"/>	<input type="text" value="0"/>	<input type="text" value="0"/>	4
<b>Total women</b>	82	122	0	0	0	0	204
<b>Total (men+women)</b>	339	322	0	0	0	0	661
Total from prior year							<b>725</b>

**Number of Full-time Instructional Staff  
With Faculty Status**


Native Hawaiian or Other Pacific Islander	<input type="text" value="0"/>	<input type="text" value="0"/>	<input type="text" value="0"/>	<input type="text" value="0"/>	<input type="text" value="0"/>	<input type="text" value="0"/>	0
White	<input type="text" value="0"/>	<input type="text" value="4"/>	<input type="text" value="61"/>	<input type="text" value="0"/>	<input type="text" value="0"/>	<input type="text" value="0"/>	65
Two or more races	<input type="text" value="0"/>	<input type="text" value="0"/>	<input type="text" value="3"/>	<input type="text" value="0"/>	<input type="text" value="0"/>	<input type="text" value="0"/>	3
Race and ethnicity unknown	<input type="text" value="1"/>	<input type="text" value="0"/>	<input type="text" value="1"/>	<input type="text" value="0"/>	<input type="text" value="0"/>	<input type="text" value="0"/>	2
<b>Total women</b>	1	4	120	0	0	0	125
<b>Total (men+women)</b>	1	7	234	0	0	0	242
Total from prior year							<b>248</b>



Native Hawaiian or Other Pacific Islander	<input type="text" value="0"/>	<input type="text" value="0"/>	<input type="text" value="0"/>	<input type="text" value="0"/>	<input type="text" value="0"/>	<input type="text" value="0"/>	0
White	<input type="text" value="0"/>	<input type="text" value="0"/>	<input type="text" value="0"/>	<input type="text" value="0"/>	<input type="text" value="0"/>	<input type="text" value="0"/>	0
Two or more races	<input type="text" value="0"/>	<input type="text" value="0"/>	<input type="text" value="0"/>	<input type="text" value="0"/>	<input type="text" value="0"/>	<input type="text" value="0"/>	0
Race and ethnicity unknown	<input type="text" value="0"/>	<input type="text" value="0"/>	<input type="text" value="0"/>	<input type="text" value="0"/>	<input type="text" value="0"/>	<input type="text" value="0"/>	0
<b>Total women</b>	0	0	0	0	0	0	0
<b>Total (men+women)</b>	0	0	0	0	0	0	0
Total from prior year							



Institution: University of Missouri-Columbia (178396)

User ID: 29C0011

**Number of Full-time Instructional Staff  
With Faculty Status  
Not on Tenure Track - Annual Contract**

**As of November 1, 2019**

- Report Hispanic/Latino individuals of any race as Hispanic/Latino
- Report race for non-Hispanic/Latino individuals only
- Include both Primarily Instruction and Instruction Combined with Research and/or Public Service
- Include both medical school and non-medical school staff

Men

Race/ethnicity	Academic Rank					No academic rank	Total
	Professors	Associate professors	Assistant professors	Instructors	Lecturers		
<u>Nonresident alien</u>	0	4	33	4	1	26	68
<u>Hispanic/Latino</u>	2	3	6	3	0	5	19
<u>American Indian or Alaska Native</u>	0	0	0	0	0	0	0
<u>Asian</u>	7	12	27	3	0	9	58
<u>Black or African American</u>	1	4	6	1	0	2	14
<u>Native Hawaiian or Other Pacific Islander</u>	0	0	0	0	0	0	0
<u>White</u>	39	92	126	28	2	24	311
Two or more races	0	2	3	0	0	0	5
<u>Race and ethnicity unknown</u>	1	2	10	2	0	3	18
<b>Total men</b>	50	119	211	41	3	69	493

Women

Race/ethnicity	Academic Rank					No academic rank	Total
	Professors	Associate professors	Assistant professors	Instructors	Lecturers		
Nonresident alien	0	0	19	1	1	12	33
Hispanic/Latino	1	3	10	3	0	4	21
American Indian or Alaska Native	0	1	0	1	0	1	3
Asian	2	9	16	2	0	7	36

Black or African American	<input type="text" value="1"/>	<input type="text" value="1"/>	<input type="text" value="9"/>	<input type="text" value="1"/>	<input type="text" value="0"/>	<input type="text" value="3"/>	15
Native Hawaiian or Other Pacific Islander	<input type="text" value="0"/>	<input type="text" value="1"/>	<input type="text" value="1"/>	<input type="text" value="0"/>	<input type="text" value="0"/>	<input type="text" value="0"/>	2
White	<input type="text" value="34"/>	<input type="text" value="82"/>	<input type="text" value="143"/>	<input type="text" value="49"/>	<input type="text" value="5"/>	<input type="text" value="27"/>	340
Two or more races	<input type="text" value="1"/>	<input type="text" value="0"/>	<input type="text" value="2"/>	<input type="text" value="0"/>	<input type="text" value="0"/>	<input type="text" value="0"/>	3
Race and ethnicity unknown	<input type="text" value="1"/>	<input type="text" value="2"/>	<input type="text" value="9"/>	<input type="text" value="4"/>	<input type="text" value="0"/>	<input type="text" value="6"/>	22
<b>Total women</b>	40	99	209	61	6	60	475
<b>Total (men+women)</b>	90	218	420	102	9	129	968
Total from prior year							<b>900</b>










<b>Total women</b>	0
<b>Total (men+women)</b>	0
Total from prior year	







Two or more races	6	<input type="text" value="1"/>	<input type="text" value="1"/>
Race and ethnicity unknown	28	<input type="text" value="3"/>	<input type="text" value="1"/>
<b>Total women</b>	805	107	42
<b>Total (men+women)</b>	1,872	321	68
Total from prior year	<b>1,874</b>	<b>314</b>	<b>92</b>

Institution: University of Missouri





American Indian or Alaska Native	1	1	2	0	3
Asian	9	6	57	10	8
Black or African American	6	24	9	23	22
Native Hawaiian or Other Pacific Islander	1	0	0	0	0
White	222	353	277	371	377
Two or more races	2	6	5	9	4
Race and ethnicity unknown	4	5	22	16	27
<b>Total women</b>	249	408	411	446	450
<b>Total (men+women)</b>	533	575	1,013	692	543
Total from prior year	<b>542</b>	<b>500</b>	<b>973</b>	<b>646</b>	<b>498</b>






Institution: University of Missouri-Columbia (178396)

User ID: 29C0011

**Number of Full-time Non-instructional Staff**

**As of November 1, 2019**

**Non-medical school staff**

Occupational category	With <u>Faculty Status</u>						Without Faculty Status	Total
	<u>Tenured</u>	<u>On Tenure Track</u>	<u>Not on Tenure Track</u>			<u>Indefinite duration (continuing or at-will)</u>		
			<u>Multi-year</u>	<u>Annual contract</u>	<u>Less-than-annual contract</u>			
<u>Research staff</u>	55	18	0	164	0	0	0	237
<u>Public Service staff</u>	15	4	0	39	0	0	0	58
<u>Archivists, Curators, and Museum Technicians</u> 25-4010	0	0	0	0	0	0	9	9
<u>Librarians and Media Collections Specialists</u> 25-4020	0	0	0	0	0	0	42	42
<u>Library Technicians</u> 25-4030	0	0	0	0	0	0	0	0
<u>Student and Academic Affairs and Other Education Services Occupations</u> 25-2000 + 25-3000 + 25-9000	0	0	0	0	0	0	404	404
<u>Management Occupations</u> 11-0000	42	0	0	0	0	0	419	461
<u>Business and Financial Operations Occupations</u> 13-0000	0	0	0	0	0	0	470	470
<u>Computer, Engineering, and Science Occupations</u> 15-0000 + 17-0000 + 19-0000	0	0	0	0	0	0	864	864
<u>Community, Social Service, Legal, Arts, Design, Entertainment, Sports, and Media</u>	0	0	0	0	0	0	634	634








Healthcare Practitioners and Technical Occupations 29-0000							
Service Occupations 31-0000 + 33-0000 + 35-0000 + 37-0000 + 39-0000							560
Sales and Related Occupations 41-0000							36
Office and Administrative Support Occupations 43-0000							992
Natural Resources, Construction, and Maintenance Occupations 45-0000 + 47-0000 + 49-0000							261
Production, Transportation, and Material Moving							






Healthcare Practitioners and Technical Occupations 29-0000								
Service Occupations 31-0000 + 33-0000 + 35-0000 + 37-0000 + 39-0000								0
Sales and Related Occupations 41-0000								0
Office and Administrative Support Occupations 43-0000								305
Natural Resources, Construction, and Maintenance Occupations 45-0000 + 47-0000 + 49-0000								0
Production, Transportation, and Material Moving								






<b>Total (men + women)</b>	1,262	39,151,618	0	0	82,019,953	111,383,667
------------------------------------	-------	------------	---	---	------------	-------------









<b>Total (men+women)</b>	785		







American Indian or Alaska Native	<input type="text" value="0"/>	<input type="text" value="0"/>	<input type="text" value="1"/>	<input type="text" value="1"/>	<input type="text" value="0"/>
Asian	<input type="text" value="0"/>	<input type="text" value="2"/>	<input type="text" value="12"/>	<input type="text" value="1"/>	<input type="text" value="2"/>
Black or African American	<input type="text" value="1"/>	<input type="text" value="0"/>	<input type="text" value="4"/>	<input type="text" value="3"/>	<input type="text" value="2"/>
Native Hawaiian or Other Pacific Islander	<input type="text" value="0"/>	<input type="text" value="0"/>	<input type="text" value="0"/>	<input type="text" value="0"/>	<input type="text" value="0"/>
White	<input type="text" value="12"/>	<input type="text" value="34"/>	<input type="text" value="77"/>	<input type="text" value="43"/>	<input type="text" value="70"/>
Two or more races	<input type="text" value="0"/>	<input type="text" value="0"/>	<input type="text" value="1"/>	<input type="text" value="1"/>	<input type="text" value="1"/>
Race and ethnicity unknown	<input type="text" value="0"/>	<input type="text" value="1"/>	<input type="text" value="8"/>	<input type="text" value="2"/>	<input type="text" value="8"/>
<b>Total women</b>	14	38	112	53	84
<b>Total (men+women)</b>	23	50	182	82	122
Total from prior year	<b>35</b>	<b>40</b>	<b>182</b>	<b>85</b>	<b>140</b>

Institution: University of Missouri-Columbia (178396)

User ID: 29C0011

**Number of Part-time Staff**

**As of November 1, 2019**

- Report Hispanic/Latino individuals of any race as Hispanic/Latino
- Report race for non-Hispanic/Latino individuals only
- Include both medical school and non-medical school staff

Men

Race/ethnicity	<u>Service Occupations</u> 31-0000 + 33-0000 + 35-0000 + 37-0000 + 39-0000	<u>Sales and Related Occupations</u> 41-0000	<u>Office and Administrative Support Occupations</u> 43-0000	<u>Natural Resources, Construction, and Maintenance Occupations</u> 45-0000 + 47-0000 + 49-0000	<u>Production, Transportation, and Material Moving Occupations</u> 51-0000 + 53-0000	Grand Total (All part-time staff)
<u>Nonresident alien</u>	<input type="text" value="0"/>	<input type="text" value="0"/>	<input type="text" value="6"/>	<input type="text" value="0"/>	<input type="text" value="0"/>	32
<u>Hispanic/Latino</u>	<input type="text" value="5"/>	<input type="text" value="0"/>	<input type="text" value="8"/>	<input type="text" value="2"/>	<input type="text" value="0"/>	32
<u>American Indian or Alaska Native</u>	<input type="text" value="0"/>	<input type="text" value="0"/>	<input type="text" value="0"/>	<input type="text" value="0"/>	<input type="text" value="0"/>	1
<u>Asian</u>	<input type="text" value="1"/>	<input type="text" value="0"/>	<input type="text" value="8"/>	<input type="text" value="0"/>	<input type="text" value="0"/>	46
<u>Black or African American</u>	<input type="text" value="28"/>	<input type="text" value="1"/>	<input type="text" value="8"/>	<input type="text" value="9"/>	<input type="text" value="0"/>	63
<u>Native Hawaiian or Other Pacific Islander</u>	<input type="text" value="0"/>	<input type="text" value="0"/>	<input type="text" value="0"/>	<input type="text" value="0"/>	<input type="text" value="0"/>	0
<u>White</u>	<input type="text" value="115"/>	<input type="text" value="0"/>	<input type="text" value="129"/>	<input type="text" value="50"/>	<input type="text" value="8"/>	836
Two or more races	<input type="text" value="3"/>	<input type="text" value="0"/>	<input type="text" value="4"/>	<input type="text" value="0"/>	<input type="text" value="0"/>	11
<u>Race and ethnicity unknown</u>	<input type="text" value="18"/>	<input type="text" value="0"/>	<input type="text" value="28"/>	<input type="text" value="4"/>	<input type="text" value="0"/>	88
<b>Total men</b>	170	1	191	65	8	1,109

Women

Race/ethnicity	<u>Service Occupations</u> 31-0000 + 33-0000 + 35-0000 + 37-0000 + 39-0000	<u>Sales and Related Occupations</u> 41-0000	<u>Office and Administrative Support Occupations</u> 43-0000	<u>Natural Resources, Construction, and Maintenance Occupations</u> 45-0000 + 47-0000 + 49-0000	<u>Production, Transportation, and Material Moving Occupations</u> 51-0000 + 53-0000	Grand Total (All part-time staff)
<u>Nonresident alien</u>	<input type="text" value="1"/>	<input type="text" value="0"/>	<input type="text" value="3"/>	<input type="text" value="0"/>	<input type="text" value="1"/>	22

Hispanic/Latino	<input type="text" value="1"/>	<input type="text" value="0"/>	<input type="text" value="10"/>	<input type="text" value="3"/>	<input type="text" value="1"/>	38
American Indian or Alaska Native	<input type="text" value="0"/>	<input type="text" value="0"/>	<input type="text" value="3"/>	<input type="text" value="1"/>	<input type="text" value="0"/>	6
Asian	<input type="text" value="1"/>	<input type="text" value="1"/>	<input type="text" value="8"/>	<input type="text" value="1"/>	<input type="text" value="0"/>	52
Black or African American	<input type="text" value="8"/>	<input type="text" value="0"/>	<input type="text" value="30"/>	<input type="text" value="10"/>	<input type="text" value="0"/>	72
Native Hawaiian or Other Pacific Islander	<input type="text" value="0"/>	<input type="text" value="0"/>	<input type="text" value="1"/>	<input type="text" value="0"/>	<input type="text" value="0"/>	1
White	<input type="text" value="75"/>	<input type="text" value="1"/>	<input type="text" value="272"/>	<input type="text" value="26"/>	<input type="text" value="2"/>	1,051
Two or more races	<input type="text" value="1"/>	<input type="text" value="0"/>	<input type="text" value="11"/>	<input type="text" value="0"/>	<input type="text" value="0"/>	17
Race and ethnicity unknown	<input type="text" value="12"/>	<input type="text" value="0"/>	<input type="text" value="34"/>	<input type="text" value="7"/>	<input type="text" value="0"/>	112
<b>Total women</b>	99	2	372	48	4	1,371
<b>Total (men+women)</b>	269	3	563	113	12	2,480
Total from prior year	<b>307</b>	<b>2</b>	<b>581</b>	<b>93</b>	<b>14</b>	<b>2,519</b>









<u>Community, Social Service, Legal, Arts, Design, Entertainment, Sports, and Media Occupations</u> 21-0000 + 23-0000 + 27-0000	0	0	0	0	0	0	72	72
<u>Healthcare Practitioners and Technical Occupations</u> 29-0000	0	0	0	0	0	0	33	33
Total	1	1	0	24	627	0	427	1,080
Total from prior year	1	1		25	612		442	1,081

**Medical school staff**

Occupational category	With Faculty Status						Without Faculty Status	Total
	Tenured	On Tenure Track	Multi-year	Not on Tenure Track				
				Annual contract	Less-than-annual contract	Indefinite duration (continuing or at-will)		
Primarily Instruction	13	2	0	49	96	0	0	160
Exclusively credit	13	2	0	49	96	0	0	160
Exclusively not-for-credit	0	0	0	0	0	0	0	0
Combined credit/not-for-credit	0	0	0	0	0	0	0	0
Instruction/research/public service staff	1	0	0	2	8	0	0	11
Research staff	5	0	0	0	7	0	0	12
Public Service staff	0	0	0	0	7	0	0	7
Archivists, Curators, and Museum Technicians 25-4010	0	0	0	0	0	0	0	0
Librarians and Media Collections Specialists 25-4020	0	0	0	0	0	0	0	0
Library Technicians 25-4030	0	0	0	0	0	0	0	0
Student and Academic Affairs and Other Education Services Occupations 25-2000 + 25-3000 + 25-9000	0	0	0	0	0	0	116	116
Management Occupations 11-0000	0	0	0	0	0	0	3	3
Business and Financial Operations Occupations 13-0000	0	0	0	0	0	0	5	5

Computer, Engineering, and Science Occupations 15-0000 + 17-0000 + 19-0000	<input type="text" value="0"/>	<input type="text" value="0"/>	<input type="text" value="0"/>	<input type="text" value="0"/>	<input type="text" value="0"/>	<input type="text" value="0"/>	<input type="text" value="27"/>	27
Community, Social Service, Legal, Arts, Design, Entertainment, Sports, and Media Occupations 21-0000 + 23-0000 + 27-0000	<input type="text" value="0"/>	<input type="text" value="0"/>	<input type="text" value="0"/>	<input type="text" value="0"/>	<input type="text" value="0"/>	<input type="text" value="0"/>	<input type="text" value="10"/>	10
Healthcare Practitioners and Technical Occupations 29-0000	<input type="text" value="0"/>	<input type="text" value="0"/>	<input type="text" value="0"/>	<input type="text" value="0"/>	<input type="text" value="0"/>	<input type="text" value="0"/>	<input type="text" value="89"/>	89
Total	19	2	0	51	118	0	250	440
Total from prior year	17	4		47	111		262	441











Service Occupations 31-0000 + 33-0000 + 35-0000 + 37-0000 + 39-0000		0
Sales and Related Occupations 41-0000		0
Office and Administrative Support Occupations 43-0000		119
Natural Resources, Construction, and Maintenance Occupations 45-0000 + 47-0000 + 49-0000		0
Production, Transportation, and Material Moving Occupations 51-0000 + 53-0000		0
Graduate Assistants		67
Teaching 25-9044		3
Research		63
Other 11-0000, 13-0000, 15-0000, 17-0000, 19-0000, 21-0000, 23-0000, 27-0000, 25-4000, 25-4010, 25-4020, 25-4030, 25-2000, 25-3000, 25-9000, 29-0000		1
Total		626

Institution: University of Missouri-Columbia (178396)

User ID: 29C0011

**Number of Newly Hired Full-time Permanent Instructional Staff**  
**(Hired full-time between November 1, 2018 - October 31, 2019)**


- Report Hispanic/Latino individuals of any race as Hispanic/Latino
- Report race for non-Hispanic/Latino individuals only
- Include Primarily Instruction and Instruction Combined with Research and Public Service
- Include both medical school and non-medical school staff

Men

Race/ethnicity	With <u>Faculty Status</u>							Total
	<u>Tenured</u>	<u>Not on Tenure Track</u>					Without Faculty Status	
		<u>On Tenure Track</u>	<u>Multi-year</u>	<u>Annual contract</u>	<u>Less-than-annual contract</u>	<u>Indefinite duration (continuing or at-will)</u>		
<u>Nonresident alien</u>	0	4	0	30	0	0	0	34
<u>Hispanic/Latino</u>	0	0	0	3	0	0	0	3
<u>American Indian or Alaska Native</u>	0	1	0	0	0	0	0	1
<u>Asian</u>	0	3	0	12	0	0	0	15
<u>Black or African American</u>	1	1	0	3	0	0	0	5
<u>Native Hawaiian or Other Pacific Islander</u>	0	0	0	0	0	0	0	0
<u>White</u>	1	3	0	57	0	0	1	62
Two or more races	0	0	0	0	0	0	0	0
<u>Race and ethnicity unknown</u>	1	1	0	11	0	0	0	13
<b>Total men</b>	3	13	0	116	0	0	1	133

Women

Race/ethnicity	With <u>Faculty Status</u>							Total
	<u>Tenured</u>	<u>Not on Tenure Track</u>					Without Faculty Status	
		<u>On Tenure Track</u>	<u>Multi-year</u>	<u>Annual contract</u>	<u>Less-than-annual contract</u>	<u>Indefinite duration (continuing or at-will)</u>		
<u>Nonresident alien</u>	1	6	0	13	0	0	0	20

Hispanic/Latino	<input type="text" value="0"/>	<input type="text" value="0"/>	<input type="text" value="0"/>	<input type="text" value="4"/>	<input type="text" value="0"/>	<input type="text" value="0"/>	<input type="text" value="0"/>	4
American Indian or Alaska Native	<input type="text" value="0"/>	<input type="text" value="1"/>	<input type="text" value="0"/>	<input type="text" value="0"/>	<input type="text" value="0"/>	<input type="text" value="0"/>	<input type="text" value="0"/>	1
Asian	<input type="text" value="0"/>	<input type="text" value="3"/>	<input type="text" value="0"/>	<input type="text" value="7"/>	<input type="text" value="0"/>	<input type="text" value="0"/>	<input type="text" value="0"/>	10
Black or African American	<input type="text" value="0"/>	<input type="text" value="1"/>	<input type="text" value="0"/>	<input type="text" value="2"/>	<input type="text" value="0"/>	<input type="text" value="0"/>	<input type="text" value="0"/>	3
Native Hawaiian or Other Pacific Islander	<input type="text" value="0"/>	<input type="text" value="0"/>	<input type="text" value="0"/>	<input type="text" value="0"/>	<input type="text" value="0"/>	<input type="text" value="0"/>	<input type="text" value="0"/>	0
White	<input type="text" value="3"/>	<input type="text" value="7"/>	<input type="text" value="0"/>	<input type="text" value="50"/>	<input type="text" value="0"/>	<input type="text" value="0"/>	<input type="text" value="0"/>	60
Two or more races	<input type="text" value="0"/>	<input type="text" value="1"/>	<input type="text" value="0"/>	<input type="text" value="1"/>	<input type="text" value="0"/>	<input type="text" value="0"/>	<input type="text" value="0"/>	2
Race and ethnicity unknown	<input type="text" value="0"/>	<input type="text" value="1"/>	<input type="text" value="0"/>	<input type="text" value="11"/>	<input type="text" value="0"/>	<input type="text" value="0"/>	<input type="text" value="0"/>	12
<b>Total women</b>	4	20	0	88	0	0	0	112
<b>Total (men+women)</b>	7	33	0	204	0	0	1 	245



Native Hawaiian or Other Pacific Islander	0	<input type="text" value="0"/>	<input type="text" value="0"/>	<input type="text" value="0"/>
White	60	<input type="text" value="7"/>	<input type="text" value="5"/>	<input type="text" value="48"/>
Two or more races	2	<input type="text" value="0"/>	<input type="text" value="1"/>	<input type="text" value="0"/>
Race and ethnicity unknown	12	<input type="text" value="2"/>	<input type="text" value="1"/>	<input type="text" value="9"/>
<b>Total women</b>	112	27	8	61
<b>Total (men+women)</b>	245	81	11	92

Institution: University of Missouri







Nonresident alien	<input type="text" value="2"/>	<input type="text" value="0"/>	<input type="text" value="0"/>	<input type="text" value="0"/>	<input type="text" value="0"/>	45
Hispanic/Latino	<input type="text" value="1"/>	<input type="text" value="0"/>	<input type="text" value="9"/>	<input type="text" value="0"/>	<input type="text" value="0"/>	34
American Indian or Alaska Native	<input type="text" value="0"/>	<input type="text" value="0"/>	<input type="text" value="1"/>	<input type="text" value="0"/>	<input type="text" value="0"/>	2
Asian	<input type="text" value="1"/>	<input type="text" value="0"/>	<input type="text" value="0"/>	<input type="text" value="0"/>	<input type="text" value="0"/>	23
Black or African American	<input type="text" value="17"/>	<input type="text" value="0"/>	<input type="text" value="21"/>	<input type="text" value="0"/>	<input type="text" value="0"/>	59
Native Hawaiian or Other Pacific Islander	<input type="text" value="0"/>	<input type="text" value="0"/>	<input type="text" value="0"/>	<input type="text" value="0"/>	<input type="text" value="0"/>	0
White	<input type="text" value="22"/>	<input type="text" value="0"/>	<input type="text" value="158"/>	<input type="text" value="0"/>	<input type="text" value="0"/>	546
Two or more races	<input type="text" value="4"/>	<input type="text" value="0"/>	<input type="text" value="3"/>	<input type="text" value="0"/>	<input type="text" value="0"/>	15
Race and ethnicity unknown	<input type="text" value="11"/>	<input type="text" value="0"/>	<input type="text" value="19"/>	<input type="text" value="0"/>	<input type="text" value="0"/>	94
<b>Total women</b>	58	0	211	0	0	818
<b>Total (men+women)</b>	135	7	246	18	13	1,395

Institution: University of Missouri-Columbia (178396)

User ID: 29C0011

**Were any staff members difficult to categorize? If so, please explain in the box below.**

<div style="border: 1px solid black; height: 100px;"></div>
---



Institution: University of Missouri-Columbia (178396)

User ID: 29C0011

IPEDS collects important information regarding your institution. All data reported in IPEDS survey components become available in the IPEDS Data Center and appear as aggregated data in various Department of Education reports. Additionally, some of the reported data appears



**Human Resources**
