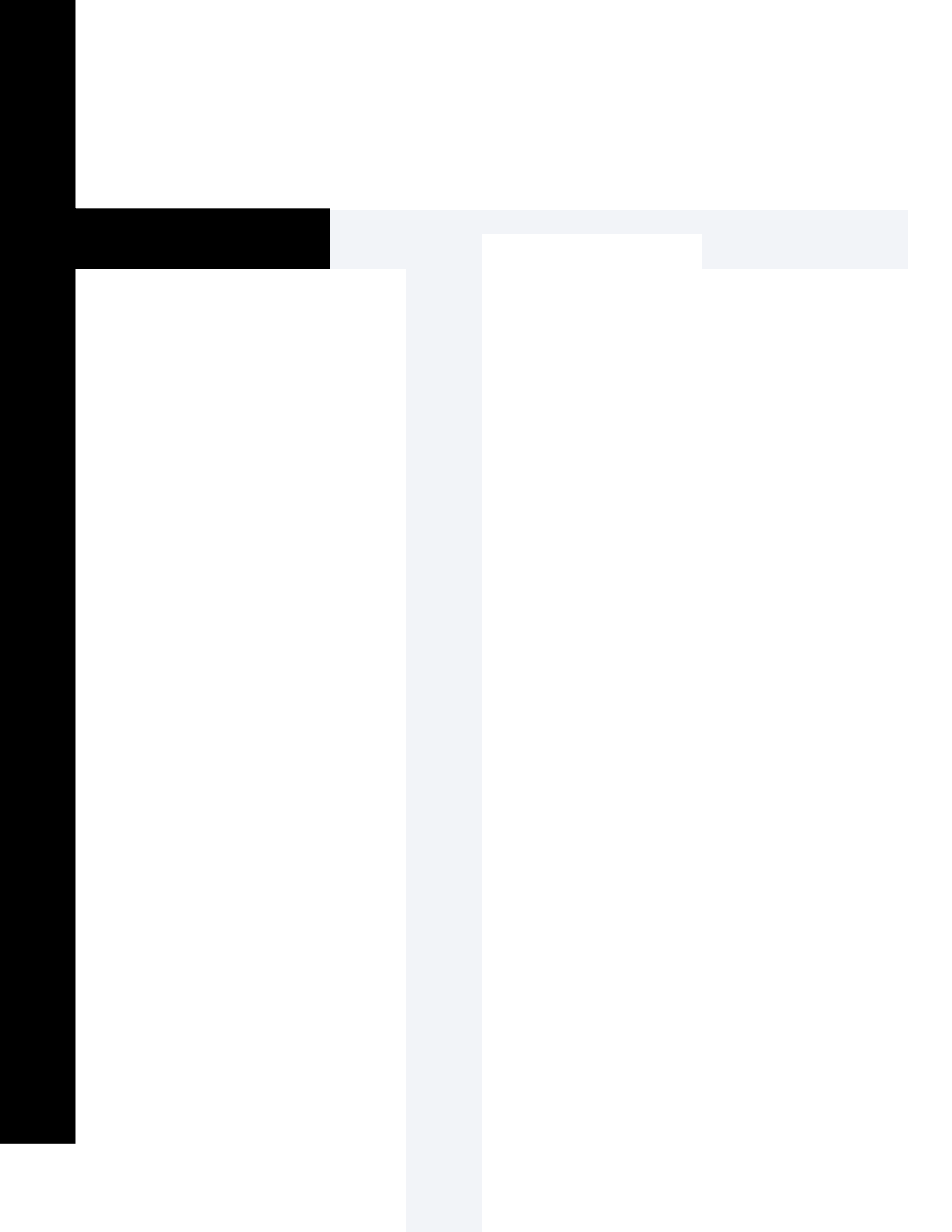
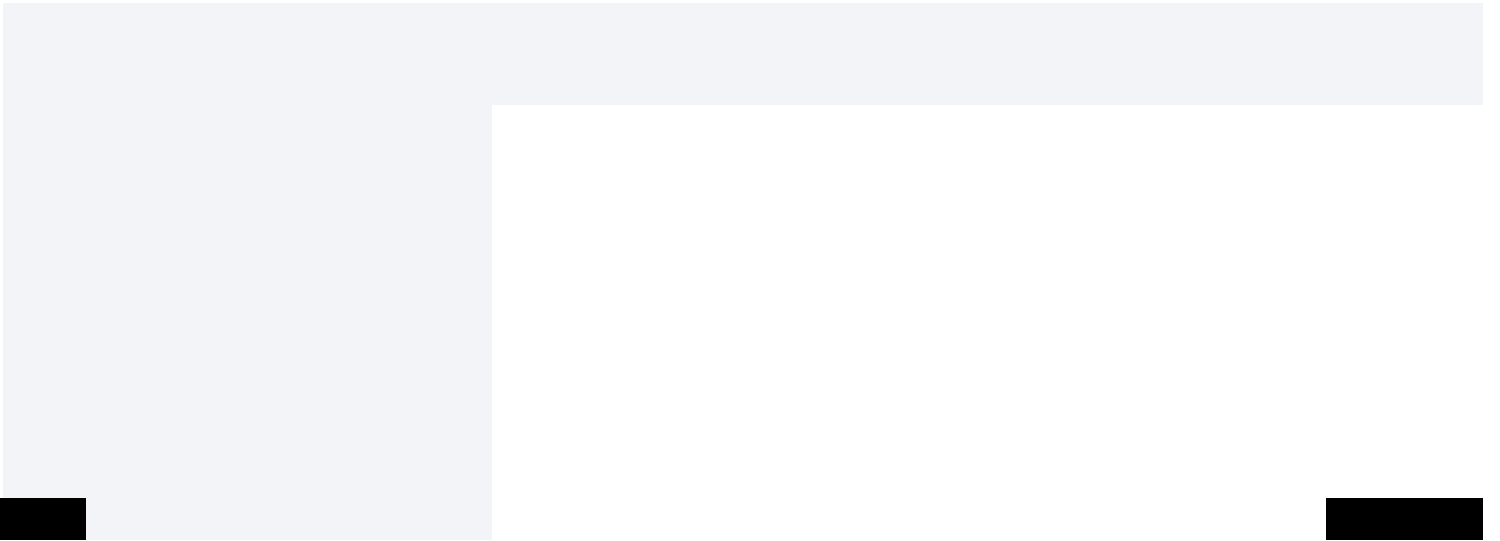
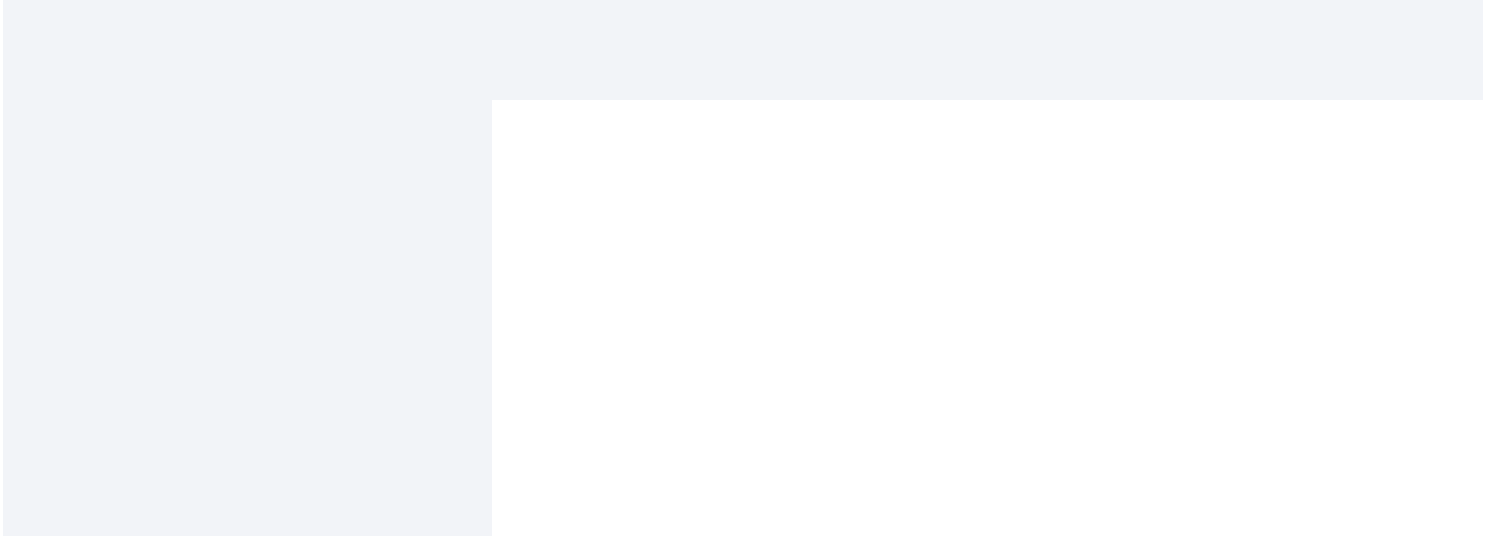


Institution: University of Missouri-St Louis (178420)

Does your institution have any





Part A2 - Full-time Instructional Staff by Function

Number of Full-time Instructional Staff

As of November 1, 2024

•

| | | | | |
|--|--|--|--|--|
| | | | | |
| | | | | |
| | | | | |
| | | | | |

| | | | | |
|--|--|--|--|--|
| | | | | |
| | | | | |

Part G2 - Salary Outlays for Instructional Staff

Salary Outlays for Full-time Instructional Staff

Annual Salary Outlays, 2024-25

- Report the TOTAL ANNUAL salary outlays for the full-time instructional staff reported in the 12 months, 11 months, 10 months, and 9 months columns on the previous screen, Part G1 – Salaries Worksheet
- Using the following information, report the TOTAL ANNUAL salary outlays for the full-time instructional staff on the following screen, Part G3 – Total Annual Salary Outlays for Instructional Staff

| | | | | | |
|--|--|--|--|--|--|
| | | | | | |
|--|--|--|--|--|--|



Part D - Part-time Staff by Occupational Category - 4

Number of Part-time Staff

As of November 1, 2024


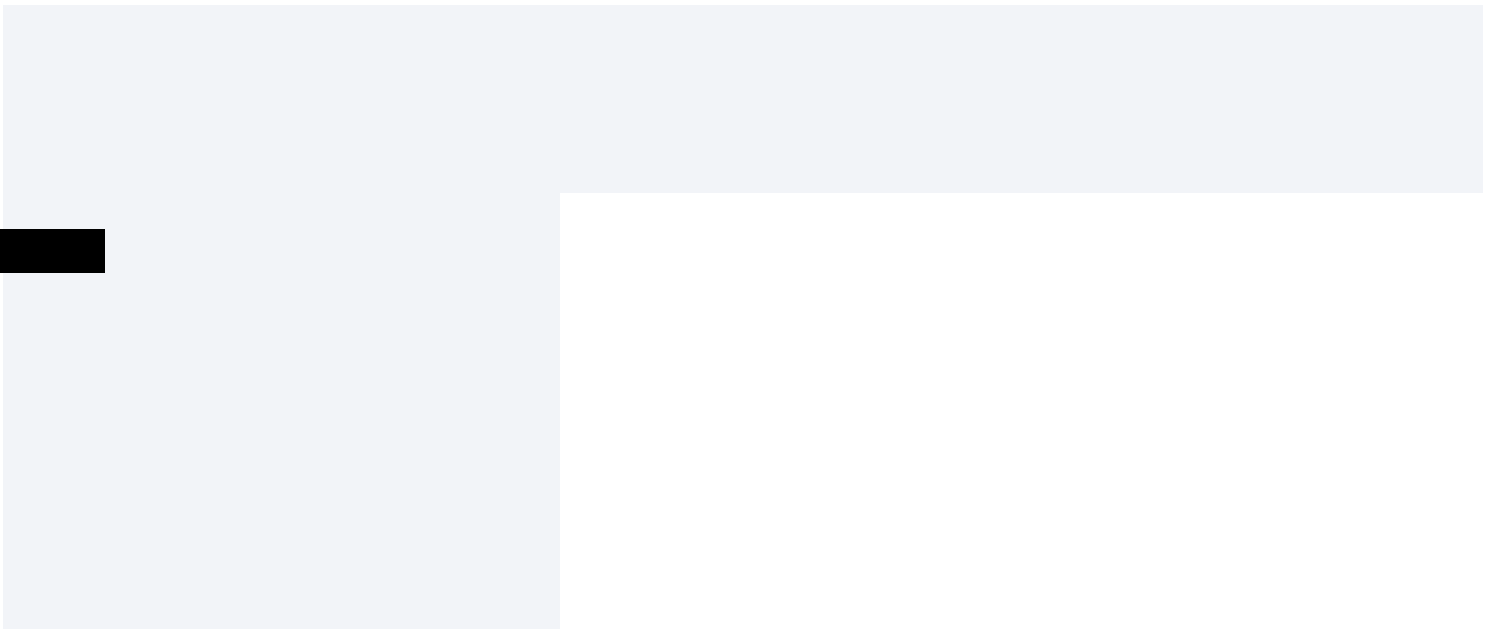
- Report Hispanic/Latino individuals of any race as Hispanic/Latino
- Report race for non-Hispanic/Latino individuals only

Men

| Race/ethnicity | <u>Service Occupations</u> 31-0000 + | | | | | |
|----------------|---|--|--|--|--|--|
| | | | | | | |
| | | | | | | |
| | | | | | | |
| | | | | | | |
| | | | | | | |
| | | | | | | |
| | | | | | | |
| | | | | | | |
| | | | | | | |
| | | | | | | |
| | | | | | | |

| | | | | | | |
|--|--|--|--|--|--|--|
| | | | | | | |
| | | | | | | |
| | | | | | | |
| | | | | | | |
| | | | | | | |
| | | | | | | |
| | | | | | | |
| | | | | | | |
| | | | | | | |
| | | | | | | |
| | | | | | | |
| | | | | | | |

| | | | | | | |
|--|--|--|--|--|--|--|
| | | | | | | |
| | | | | | | |



| | | |
|-------|--|-----|
| Total | | 717 |
|-------|--|-----|

Part H - New Hires, Full-time Staff by Occupational Category - 1

Number of Newly Hired Full-time Permanent Non-instructional Staff

(Hired full-time between November 1, 2023 - October 31, 2024 and on the payroll as of November 1, 2024)

- Report Hispanic/Latino individuals of any rReport Hispanic/Latino individuals of any r

Institution: University of Missouri-St Louis (178420)

User ID: 29C0011

Human Resources Survey Evaluation

Were any staff members **diff**icult to categorize? If so, please explain in the box below.

Prepared by

Prepared by

Reporting Reminders:

- The name of the preparer is being collected so that we can follow up with the appropriate person in the event that there are questions concerning the data.
- The Keyholder will be copied on all email correspondence to other preparers.
- The time it took to prepare this component is being collected so that we can continue to improve our estimate of the reporting burden associated with IPEDS.
- Please include in your estimate the time it took for you to review instructions, query and search data sources, complete and review the component, and submit the data through the Data Collection System.
- Thank you for your assistance.

| | |
|--|----|
| Other 11-0000, 13-0000, 15-0000, 17-0000, 19-0000, 21-0000, 23-0000, 27-0000, 25-4000, 25-4010, 25-4020, 25-4030, 25-2000, 25-3000, 25-9000, 29-0000 | 16 |
|--|----|

| Number of Newly Hired Full-time Permanent Staff (Hired full-time between November 1, 2023 - October 31, 2024 and on the payroll as of November 1, 2024) | |
|--|-----------------|
| | Number of staff |
| Newly Hired Full-time Permanent Staff | 174 |

Edit Report

Human Resources

| Source | Description | Severity | Resolved | Options |
|--|---|-------------|----------|---------|
| Screen: Part H - New Hires, Full-time Instructional Staff by Tenure Status | | | | |
| Upload File | The percent of these staff (men + women) whose race/ethnicity is unknown is greater than expected. Please correct your data or explain. (Error #1302) | Explanation | Yes | |
| | | | | |